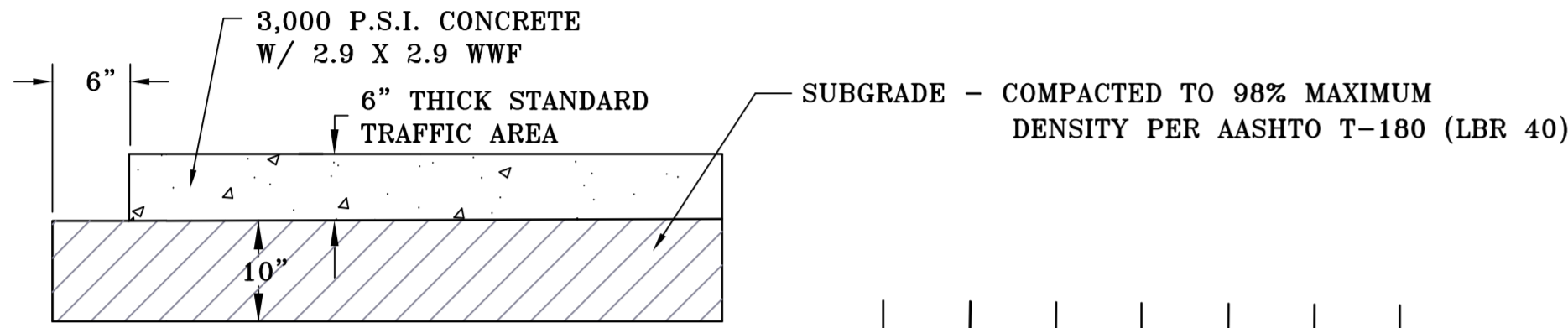
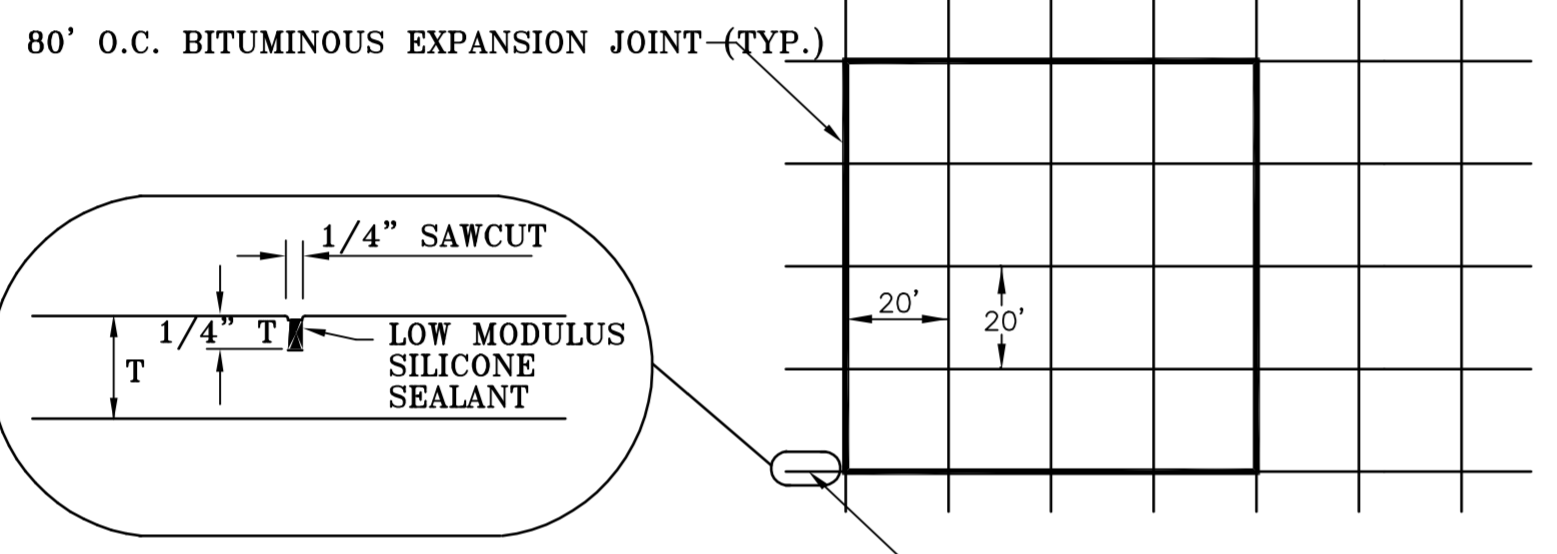


**SIDEWALK/PAVEMENT SECTION**  
N.T.S.

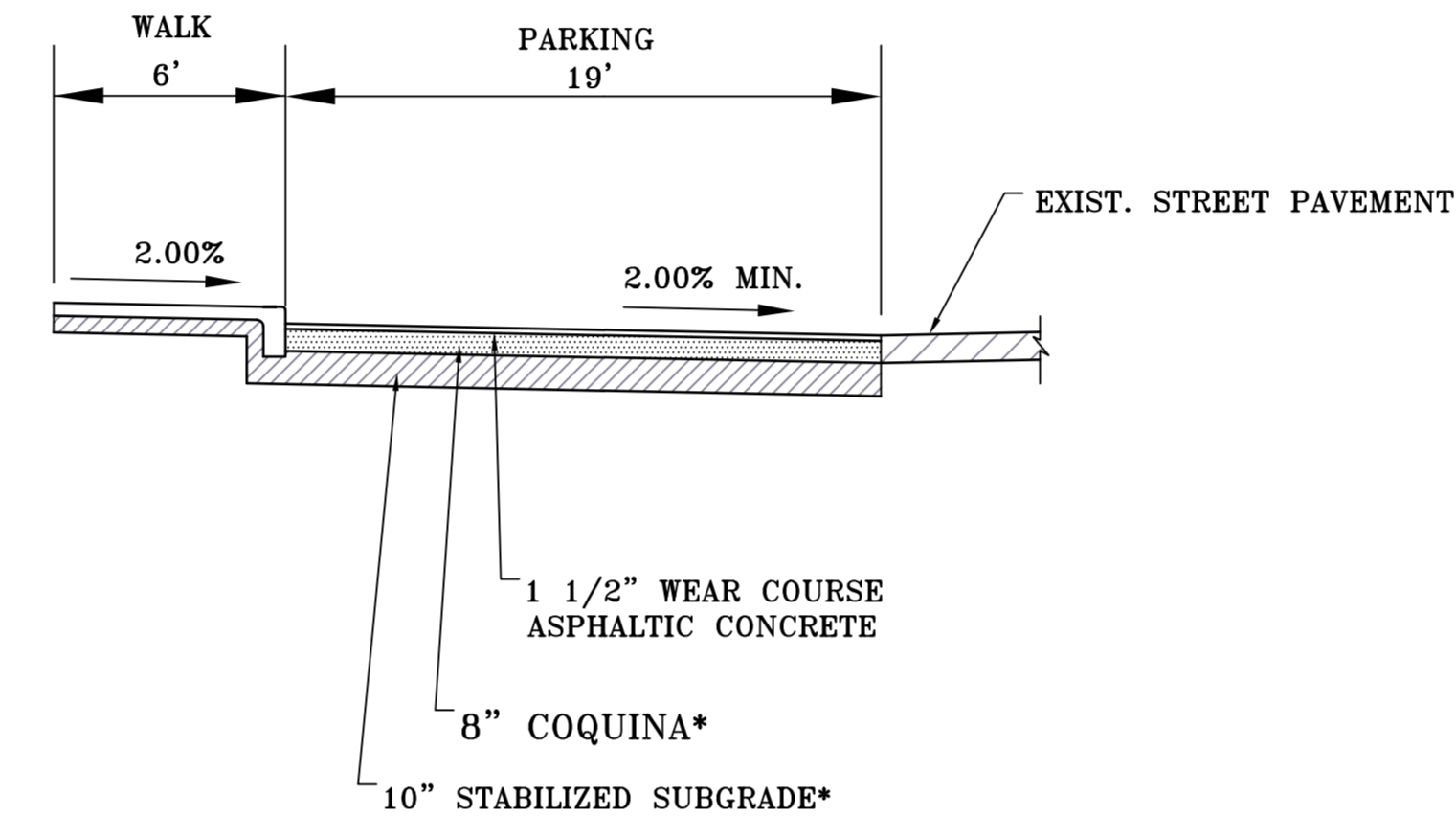


TYPICAL PAVEMENT SECTION



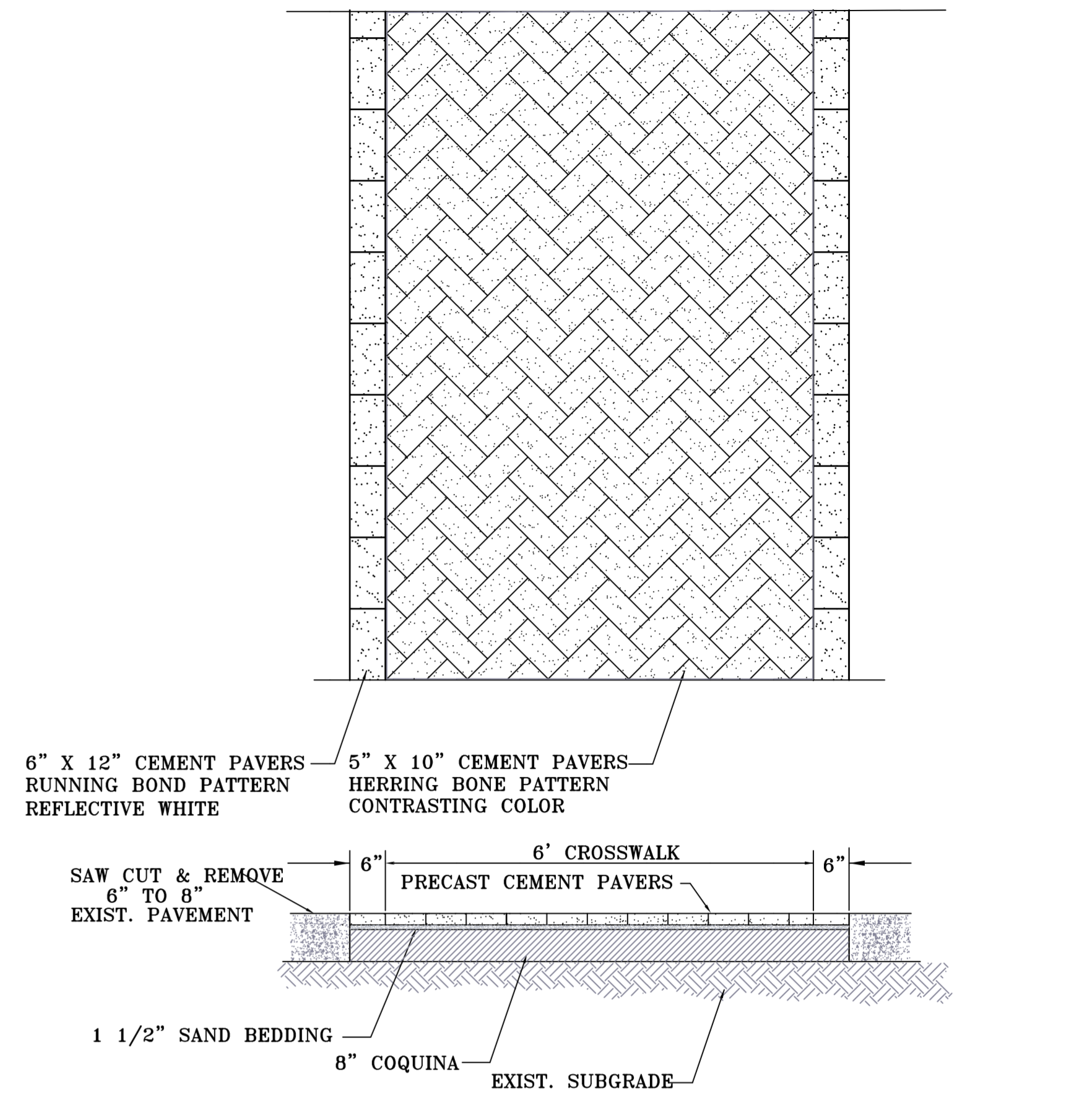
NOTE: CONTRACTOR SHALL PROVIDE A COMPLETE JOINTING PLAN TO BE APPROVED PRIOR TO CONSTRUCTION

**TYPICAL CONCRETE PAVING SECTION (FOR BIB ALT. A)**  
N.T.S.



**TYPICAL ASPHALT PAVING SECTION**  
N.T.S.

\* COMPACTED TO 98% OF MAXIMUM DENSITY AS PER AASHTO T-180 (LBR 40)



**CEMENT PAVER BRICK DETAIL FOR CROSS WALK**  
N.T.S.



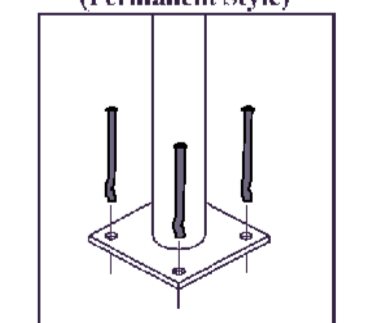
Mounting Your Parking System

Flange Mount (Note: It's recommended that concrete cure for 28 days prior to mounting.)

Permanent Mount (Model #6260 - Sold Separately)

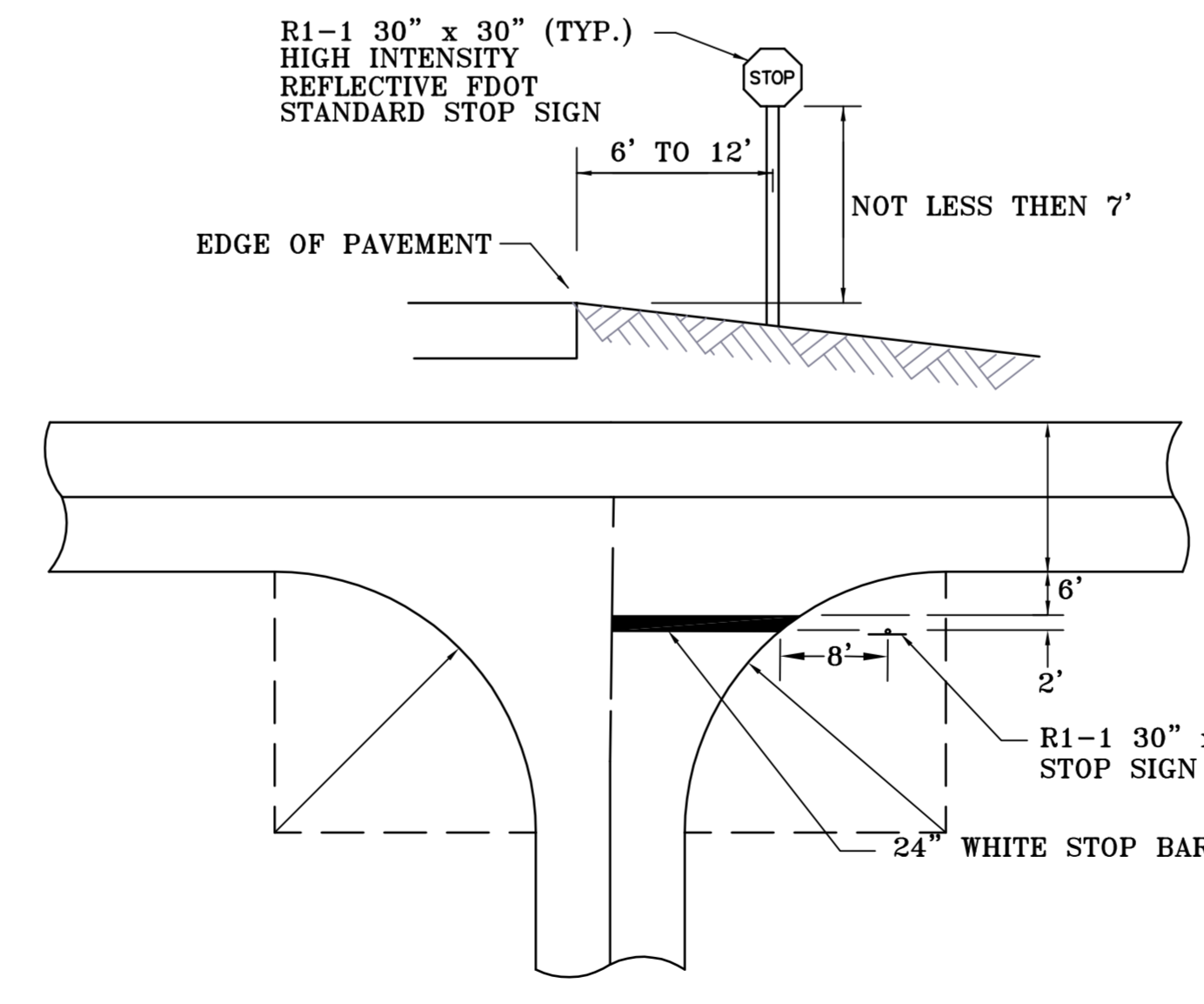
- Determine desired location of unit.
- Using a 3/8" masonry drill bit, drill through the flange mount and into the concrete 3-1/4".
- Blow the hole clean of dust and other material.
- Drive spike through flange mount and into hole, until head of spike is seated on the flange mount.

Flange Mount Illustration (Permanent Style)

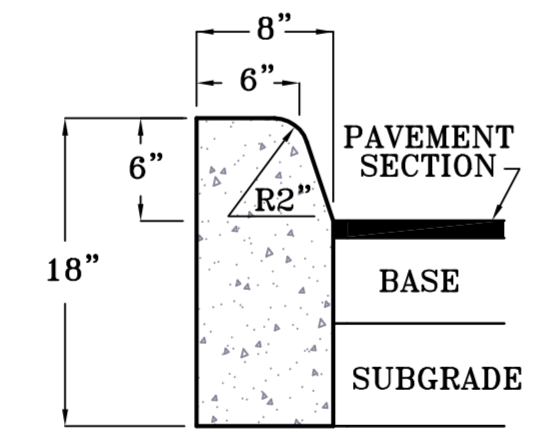


**FIVE BICYCLE RACK MODEL 116-1017 OR EQUAL**  
N.T.S.

STEVEN J. DOYLE P.E. FL. REG. NO. 47197

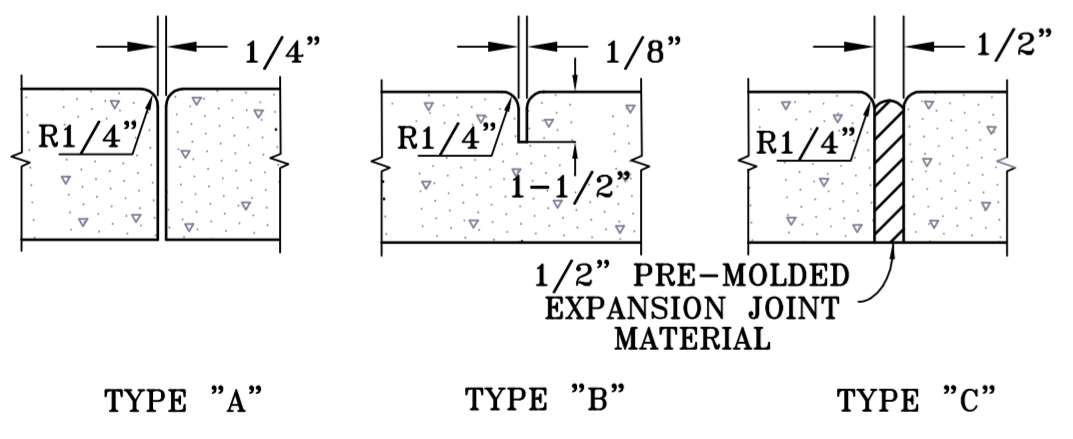
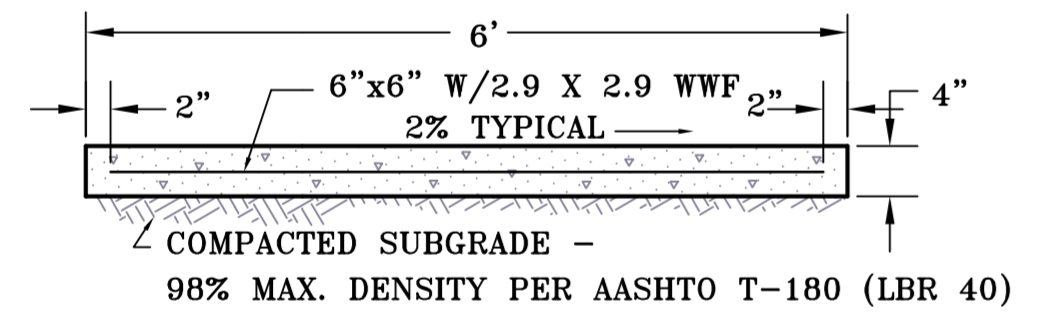


**STOP SIGN & STOP BAR**  
N.T.S.



**TYPE "D" CURB**  
N.T.S.

CALL 48 HOURS BEFORE YOU DIG IN FLORIDA  
**1-800-432-4770**  
IT'S THE LAW!  
SUNSHINE STATE ONE CALL OF FLORIDA, INC.



SIDEWALK JOINTS

TYPE	LOCATION
"A"	AT P.C. AND P.T. OF CURVES AND AT JUNCTION OF EXISTING AND NEW SIDEWALKS.
"B"	5'-0" CENTER TO CENTER ON NEW SIDEWALKS.
"C"	WHERE NEW SIDEWALK ABUTS CONCRETE CURBS, DRIVEWAYS AND SIMILAR STRUCTURES.

**SIDEWALK CONSTRUCTION DETAILS**  
N.T.S.

NOTES:  
1) ALL ELEVATIONS AND BENCHMARKS SHOWN HEREON ARE RELATIVE TO THE NORTH AMERICAN VERTICAL DATUM (N.A.V.D.) OF 1988.  
2) AN APPROXIMATE CONVERSION FROM N.A.V.D. TO THE NATIONAL GEODETIC VERTICAL DATUM OF 1929 (N.G.V.D.) CAN BE OBTAINED BY ADDING 1.475 TO THE N.A.V.D. ELEVATION.

COMPUTER FILE REF.	FIELD BK./PG.
06-432 FELLOWSHIP OF ST. FRANCIS	1

**CULPEPPER & TERPENING, INC.**  
CONSULTING ENGINEERS | LAND SURVEYORS  
2980 SOUTH 25th STREET • FORT PIERCE, FLORIDA 34981  
PHONE 772-464-3537 • FAX 772-464-9497 • www.ct-eng.com  
STATE OF FLORIDA BOARD OF PROFESSIONAL ENGINEERS AUTHORIZATION NO. 4286

- REVISIONS -		BY	DATE

	BY	DATE
DESIGNED	SJD	10-06-09
CALCS.		
DRAWN	RJK	10-06-09
DETAILED		
CHECKED		
APPROVED		

**CITY of FELLSMERE**  
**PAVEMENT DETAILS**

DATE: 10/28/09
HORIZ. SCALE: NTS
VERT. SCALE: NA
JOB No. 08-032
SHEET 3 OF 3