



**City of Fellsmere, Florida**  
**FINANCIAL STATEMENTS**  
Year Ended September 30, 2019



**CRI** CARR  
RIGGS &  
INGRAM

CPAs and Advisors

[CRIcpa.com](http://CRIcpa.com)

**City of Fellsmere, Florida**  
**Table of Contents**  
**Year ended September 30, 2019**

<b>Introductory Section</b>	
Title Page	1
Table of Contents	2
City Officials	4
<b>Financial Section</b>	
Independent Auditors' Report	5
Management's Discussion and Analysis	9
<b>Basic Financial Statements</b>	
Government-wide Financial Statements	
Statement of Net Position	21
Statement of Activities	22
Fund Financial Statements	
Governmental Funds	
Balance Sheet – Governmental Funds	24
Statement of Revenues, Expenditures and Changes in Fund Balances – Governmental Funds	26
Reconciliation of the Statement of Revenues, Expenditures and Changes in Fund Balances of Governmental Funds to the Statement of Activities	28
Statement of Revenues, Expenditures and Changes in Fund Balances – Budget and Actual:	
General Fund	29
Infrastructure Fund	30
Community Redevelopment Agency Fund	31
Senior and Little League Lighting Revenue Fund	32
Statement of Net Position – Proprietary Funds	34
Statement of Revenues, Expenses and Changes in Fund Net Position – Proprietary Funds	36
Statement of Cash Flows – Proprietary Funds	38
Notes to Financial Statements	43
<b>Combining and Individual Fund Financial Statements</b>	
Nonmajor Governmental Funds:	
Combining Balance Sheet	68
Combining Statement of Revenues, Expenditures and Changes in Fund Balances	72



**City of Fellsmere, Florida  
Table of Contents (Continued)  
Year ended September 30, 2019**

**Reports on Internal control and Compliance Matters**

Independent Auditors' Report on Internal Control Over Financial Reporting and on Compliance and Other Matters Based on an Audit of Financial Statements Performed in Accordance with Government Auditing Standards	75
Independent Auditors' Management Letter	77
Independent Accountants' Report on Compliance with Local Government Investment Policies	81



**City of Fellsmere, Florida  
City Officials  
Year ended September 30, 2019**

Joel Tyson  
Mayor

Sara Savage  
Vice Mayor

Inocensia Hernandez  
Fernando Herrera  
Jessica Salgado  
Council Members

Warren W. Dill  
City Attorney

Mark D. Mathes, P.E.  
City Manager

Deborah C. Krages  
City Clerk

Putnam Moreman, CPA, CGFM  
Director of Finance and Accounting

Keith M. Touchberry  
Chief of Police

Andy Shelton  
Superintendent of Public Works

## **INDEPENDENT AUDITORS' REPORT**

The Honorable Mayor and Members of the City Council  
of the City of Fellsmere, Florida

We have audited the accompanying financial statements of the governmental activities, the business-type activities, each major fund and the aggregate remaining fund information of the City of Fellsmere, Florida, as of and for the year ended September 30, 2019, and the related notes to the financial statements, which collectively comprise the City of Fellsmere, Florida's basic financial statements as listed in the table of contents.

### ***Management's Responsibility for the Financial Statements***

Management is responsible for the preparation and fair presentation of these financial statements in accordance with accounting principles generally accepted in the United States of America; this includes the design, implementation, and maintenance of internal control relevant to the preparation and fair presentation of financial statements that are free from material misstatement, whether due to fraud or error.

### ***Auditors' Responsibility***

Our responsibility is to express opinions on these financial statements based on our audit. We conducted our audit in accordance with auditing standards generally accepted in the United States of America and the standards applicable to financial audits contained in *Government Auditing Standards*, issued by the Comptroller General of the United States. Those standards require that we plan and perform the audit to obtain reasonable assurance about whether the financial statements are free from material misstatement.

An audit involves performing procedures to obtain audit evidence about the amounts and disclosures in the financial statements. The procedures selected depend on the auditor's judgment, including the assessment of the risks of material misstatement of the financial statements, whether due to fraud or error. In making those risk assessments, the auditor considers internal control relevant to the entity's preparation and fair presentation of the financial statements in order to design audit procedures that are appropriate in the circumstances, but not for the purpose of expressing an opinion on the effectiveness of the entity's internal control. Accordingly, we express no such opinion. An audit also includes evaluating the appropriateness of accounting policies used and the reasonableness of significant accounting estimates made by management, as well as evaluating the overall presentation of the financial statements.

We believe that the audit evidence we have obtained is sufficient and appropriate to provide a basis for our audit opinions.

## ***Opinions***

In our opinion, the financial statements referred to above present fairly, in all material respects, the respective financial position of the governmental activities, the business-type activities, each major fund and the aggregate remaining fund information of the City of Fellsmere, Florida, as of September 30, 2019, and the respective changes in financial position and, where applicable, cash flows thereof and the respective budgetary comparison for the General Fund and the major special revenue funds for the year then ended in accordance with accounting principles generally accepted in the United States of America.

## ***Other Matters***

### *Required Supplementary Information*

Accounting principles generally accepted in the United States of America require that the management's discussion and analysis, as listed in the table of contents, be presented to supplement the basic financial statements. Such information, although not a part of the basic financial statements, is required by the Governmental Accounting Standards Board, who considers it to be an essential part of financial reporting for placing the basic financial statements in an appropriate operational, economic or historical context. We have applied certain limited procedures to the required supplementary information in accordance with auditing standards generally accepted in the United States of America, which consisted of inquiries of management about the methods of preparing the information and comparing the information for consistency with management's responses to our inquiries, the basic financial statements, and other knowledge we obtained during our audit of the basic financial statements. We do not express an opinion or provide any assurance on the information because the limited procedures do not provide us with sufficient evidence to express an opinion or provide any assurance.

### *Other Information*

Our audit was conducted for the purpose of forming opinions on the financial statements that collectively comprise the City of Fellsmere, Florida's basic financial statements. The combining and individual nonmajor fund financial statements are presented for purposes of additional analysis and are not a required part of the basic financial statements.

The combining and individual nonmajor fund financial statements are the responsibility of management and were derived from and relate directly to the underlying accounting and other records used to prepare the basic financial statements. Such information has been subjected to the auditing procedures applied in the audit of the basic financial statements and certain additional procedures, including comparing and reconciling such information directly to the underlying accounting and other records used to prepare the basic financial statements or to the basic financial statements themselves, and other additional procedures in accordance with auditing standards generally accepted in the United States of America. In our opinion, the combining and individual nonmajor fund financial statements are fairly stated, in all material respects, in relation to the basic financial statements as a whole.

### **Other Reporting Required by *Government Auditing Standards***

In accordance with *Government Auditing Standards*, we have also issued our report dated February 6, 2020 on our consideration of the City of Fellsmere, Florida's internal control over financial reporting and on our tests of its compliance with certain provisions of laws, regulations, contracts, and grant agreements and other matters. The purpose of that report is solely to describe the scope of our testing of internal control over financial reporting and compliance and the results of that testing, and not to provide an opinion on the effectiveness of the City of Fellsmere's internal control over financial reporting or on compliance. That report is an integral part of an audit performed in accordance with *Government Auditing Standards* in considering the City of Fellsmere, Florida's internal control over financial reporting and compliance.

*Caru, Riggs & Ingram, L.L.C.*

Melbourne, Florida  
February 6, 2020

THIS PAGE IS INTENTIONALLY LEFT BLANK.



## City of Fellsmere, Florida Management's Discussion and Analysis

The City of Fellsmere, Florida's (the "City") discussion and analysis is designed to (a) assist the reader in focusing on significant financial issues, (b) provide an overview of the City's financial activity, (c) identify changes in the City's financial position, (d) identify any material deviations from the financial plan, and (e) identify individual fund issues or concerns.

Because Management's Discussion and Analysis (MD&A) is designed to focus on the current year's activities, resulting changes, and currently known facts, please read it in conjunction with the City's financial statements.

### Financial Highlights

The following are highlights of financial activity for the year ended September 30, 2019:

### Financial Highlights

- The City's assets exceeded its liabilities at the close of the fiscal year 2019 by \$25,655,855 (net position). The City's unrestricted net position (which may be used to meet the City's ongoing obligations to citizens and creditors) amounted to \$1,081,258.
- The City's total net position increased by \$695,099, resulting from an increase of \$648,203 from Governmental activities and an increase of \$46,896 from Business-type activities. Unrestricted General Fund balance decreased to \$1,009,600 from \$1,025,860, but combined ending Governmental fund balances totaled \$516,634, an increase of \$20,361 from the previous year.
- At the end of the current fiscal year, unassigned fund balance for the General Fund was \$1,009,600 or 91.4% of the total general fund balance.
- General fund revenue decreased by \$372,299 or 14.3% and expenditures increased by \$277,263 or 12.0%. The decrease in revenues is mostly attributable to the contribution of shares in a partnership during the previous year, which represented inflows of \$433,485. There were no contributions of this magnitude during the current year.
- The City reduced its external debt by \$169,940 during the 2019 fiscal year.
- On September 11, 2017 the City was impacted by Hurricane Irma and the City experienced extensive damage. Over 20" of rain from Irma caused flooding in the basement of City Hall. Our basement damage was almost entirely covered by insurance. The roof on City Hall was impacted by Irma's high winds, and temporary repairs were made to ensure the building stayed dry. We are working with FEMA to obtain funding for the damage caused to our uninsured infrastructure. All other Irma damage claims have been paid by FEMA. The amounts funded by FEMA will not be known for many more months.

### Overview of the Financial Statements

This discussion and analysis is intended to serve as an introduction to the City's basic financial statements. The City's basic financial statements comprise three components: 1) government-wide financial statements, 2) fund financial statements, and 3) notes to the financial statements.

This report also contains the supplementary information in addition to the basic financial statements themselves.

**Government-wide financial statements.** The *government-wide financial statements* are designed to provide readers with a broad overview of the City's finances, in a manner similar to a private-sector business.

The *statement of net position* presents information on all of the City's assets and liabilities, with the difference between them reported as net position. Over time, increases or decreases in net position may serve as a useful indicator of whether the financial position of the City is improving or deteriorating.

The *statement of activities* presents information showing how the government's net position changed during the most recent fiscal year. All changes in net position are reported as soon as the underlying event giving rise to the change occurs, *regardless of the timing of related cash flows*. Thus, revenues and expenses are reported in this statement for some items that will only result in cash flows in future fiscal periods (e.g., uncollected taxes and earned but unused vacation leave).

The government-wide financial statements distinguish functions of the City that are principally supported by taxes and intergovernmental revenues (*governmental activities*) from other functions that are intended to recover all or a significant portion of their costs through user fees and charges (*business-type activities*). The governmental activities of the City include general government, public safety, transportation, and culture and recreation. The business-type activities of the City include water, wastewater, stormwater and community development operations.

The government-wide financial statements can be found on pages 21 through 23 of this report.

**Fund financial statements.** A *fund* is a grouping of related accounts that is used to maintain control over resources that have been segregated for specific activities or objectives. The City of Fellsmere, like other local governments, uses fund accounting to ensure and demonstrate compliance with finance-related legal requirements. All of the funds of the City can be divided into two categories - governmental funds and proprietary funds.

**Governmental funds.** *Governmental funds* are used to account for essentially the same functions reported as governmental activities in the government-wide financial statements. However, unlike the government-wide financial statements, governmental fund financial

statements focus on *near-term inflows and outflows of spendable resources*, as well as on *balances of spendable resources* available at the end of the fiscal year. Such information may be useful in evaluating a government's near-term financing requirements.

Because the focus of governmental funds is narrower than that of the government-wide financial statements, it is useful to compare the information presented for *governmental funds* with similar information presented for *governmental activities* in the government-wide financial statements. By doing so, readers may better understand the long-term impact of the government's near-term financing decisions. Both the governmental fund balance sheet and the governmental fund statement of revenues, expenditures, and changes in fund balances provide a reconciliation to facilitate this comparison between *governmental funds* and *governmental activities*.

The City maintains numerous individual governmental funds. Information is presented separately in the governmental fund balance sheet and in the governmental fund statement of revenues, expenditures, and changes in fund balance for the General Fund, Infrastructure Fund, Community Redevelopment Agency Fund, and Senior and Little League Lighting Revenue Fund, all of which are considered to be major funds. Data from several other governmental funds are combined into a single, aggregated presentation. Individual fund data for each non-major governmental fund is provided in the form of combining statements.

The City adopts an annual appropriated budget for all governmental funds. Budgetary comparison statements have been provided for the General Fund, Infrastructure Fund, Senior and Little League Lighting Revenue Fund, and Community Redevelopment Agency Fund, to demonstrate compliance with these budgets.

The basic governmental fund financial statements can be found on pages 24 through 27 of this report.

*Proprietary funds.* The City maintains three proprietary funds, all of which are enterprise funds. *Enterprise funds* are used to report the same functions presented as *business-type activities* in the government-wide financial statements. The City uses enterprise funds to account for water and wastewater, stormwater, and community development activities.

Proprietary funds are reported in the same way that all activities are reported in the Statement of Net Position and the Statement of Activities. In fact, the City's enterprise funds (a component of proprietary funds) are the same as the business-type activities reported in the government-wide statements but those statements provide more detail and additional information, such as cash flows, for proprietary funds. The stormwater fund is reported as a non-major proprietary fund.

The basic proprietary fund financial statements can be found on 34 through 41 of this report.

*Notes to the financial statements.* The notes provide additional information that is essential to a full understanding of the data provided in the government-wide and fund financial statements. The notes to basic financial statements can be found starting on page 43 of this report.

**City of Fellsmere, Florida**  
**Management's Discussion and Analysis**

**Government-wide Financial Analysis**

As previously stated, net position may serve over time as a useful indicator of a government's financial position. In the case of the City, assets exceeded liabilities and deferred inflows by \$25,655,855 at the close of the most recent fiscal year.

	Net Position					
	Government Activities		Business-type Activities		Total	
	2019	2018	2019	2018	2019	2018
Assets:						
Current and other assets	\$ 1,042,121	\$ 1,071,694	\$ 1,947,500	\$ 1,883,841	\$ 2,989,621	\$ 2,955,535
Capital assets, net	20,334,174	19,806,999	6,936,976	7,047,136	27,271,150	26,854,135
Total assets	<u>21,376,295</u>	<u>20,878,693</u>	<u>8,884,476</u>	<u>8,930,977</u>	<u>30,260,771</u>	<u>29,809,670</u>
Liabilities:						
Long-term liabilities	2,528,027	2,628,694	1,269,344	1,345,074	3,797,371	3,973,768
Other liabilities	525,487	575,421	269,337	288,046	794,824	863,467
Total liabilities	<u>3,053,514</u>	<u>3,204,115</u>	<u>1,538,681</u>	<u>1,633,120</u>	<u>4,592,195</u>	<u>4,837,235</u>
Deferred inflows of resources:						
Deferred revenue - business tax receipts	-	-	12,721	11,679	12,721	11,679
Total deferred inflows of resources	<u>-</u>	<u>-</u>	<u>12,721</u>	<u>11,679</u>	<u>12,721</u>	<u>11,679</u>
Net position:						
Net investment in capital assets	17,910,654	17,136,813	5,676,913	5,717,533	23,587,567	22,854,346
Restricted	414,221	381,506	572,809	800,621	987,030	1,182,127
Unrestricted	(2,094)	156,259	1,083,352	768,024	1,081,258	924,283
Total net position	<u>\$ 18,322,781</u>	<u>\$ 17,674,578</u>	<u>\$ 7,333,074</u>	<u>\$ 7,286,178</u>	<u>\$ 25,655,855</u>	<u>\$ 24,960,756</u>

A substantial portion of the City's net position (91.9%) reflects its investment in capital assets (i.e., land, buildings, other improvements, infrastructure improvements, machinery, and equipment), less any related debt used to acquire those assets that is still outstanding. The City uses these capital assets to provide services to citizens; consequently, these assets are not available for future spending. Although the City's investment in capital assets is reported net of related debt, it should be noted that the resources needed to repay this debt must be provided from other sources, since capital assets may not be used to liquidate these liabilities.

The City's net position is also grouped as restricted and unrestricted. Restricted net position is subject to restrictions by external parties on how it may be used. Unrestricted net position may be used to meet the government's ongoing obligations to citizens and creditors.

At the end of the current fiscal year, the City is able to report positive balances in all categories of net position, and overall for the City as a whole.

**City of Fellsmere, Florida**  
**Management's Discussion and Analysis**

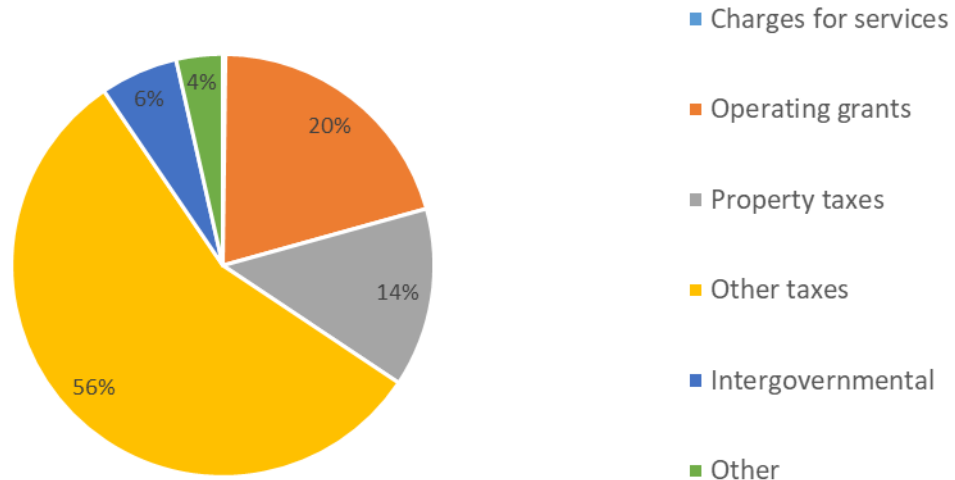
The following table shows the revenue and expenses of the total primary government:

	Change in Net Position					
	Government Activities		Business-type Activities		Total	
	2019	2018	2019	2018	2019	2018
Program revenues:						
Charges for services	\$ 7,945	\$ 10,737	\$ 1,546,691	\$ 1,410,986	\$ 1,554,636	\$ 1,421,723
Operating grants	829,624	1,717,008	-	-	829,624	1,717,008
General revenues:						
Property taxes	555,247	511,955	-	-	555,247	511,955
Other taxes	2,273,725	2,211,648	-	-	2,273,725	2,211,648
Intergovernmental	241,396	224,112	-	-	241,396	224,112
Other	144,438	629,355	127,437	142,639	271,875	771,994
Total revenues	<u>4,052,375</u>	<u>5,304,815</u>	<u>1,674,128</u>	<u>1,553,625</u>	<u>5,726,503</u>	<u>6,858,440</u>
Expenses:						
General government	1,164,993	891,832	-	-	1,164,993	891,832
Public safety	999,121	904,120	-	-	999,121	904,120
Physical environment	6,720	32,907	-	-	6,720	32,907
Transportation	1,226,865	1,390,752	-	-	1,226,865	1,390,752
Cultural and recreation	159,402	56,300	-	-	159,402	56,300
Interest and fiscal charges	119,661	104,590	-	-	119,661	104,590
Water & Wastewater	-	-	917,194	817,157	-	817,157
Community development	-	-	373,230	364,582	373,230	364,582
Stormwater system	-	-	64,218	42,704	64,218	42,704
Total expenses	<u>3,676,762</u>	<u>3,380,501</u>	<u>1,354,642</u>	<u>1,224,443</u>	<u>4,114,210</u>	<u>4,604,944</u>
Change in net position, before transfers:	375,613	1,924,314	319,486	329,182	695,099	2,253,496
Transfers	272,590	253,536	(272,590)	(253,536)	-	-
Change in net position	<u>648,203</u>	<u>2,177,850</u>	<u>46,896</u>	<u>75,646</u>	<u>695,099</u>	<u>2,253,496</u>
Net position -beginning of year	<u>17,674,578</u>	<u>15,496,728</u>	<u>7,286,178</u>	<u>7,210,532</u>	<u>24,960,756</u>	<u>22,707,260</u>
Net position - ending	<u>\$ 18,322,781</u>	<u>\$ 17,674,578</u>	<u>\$ 7,333,074</u>	<u>\$ 7,286,178</u>	<u>\$ 25,655,855</u>	<u>\$ 24,960,756</u>

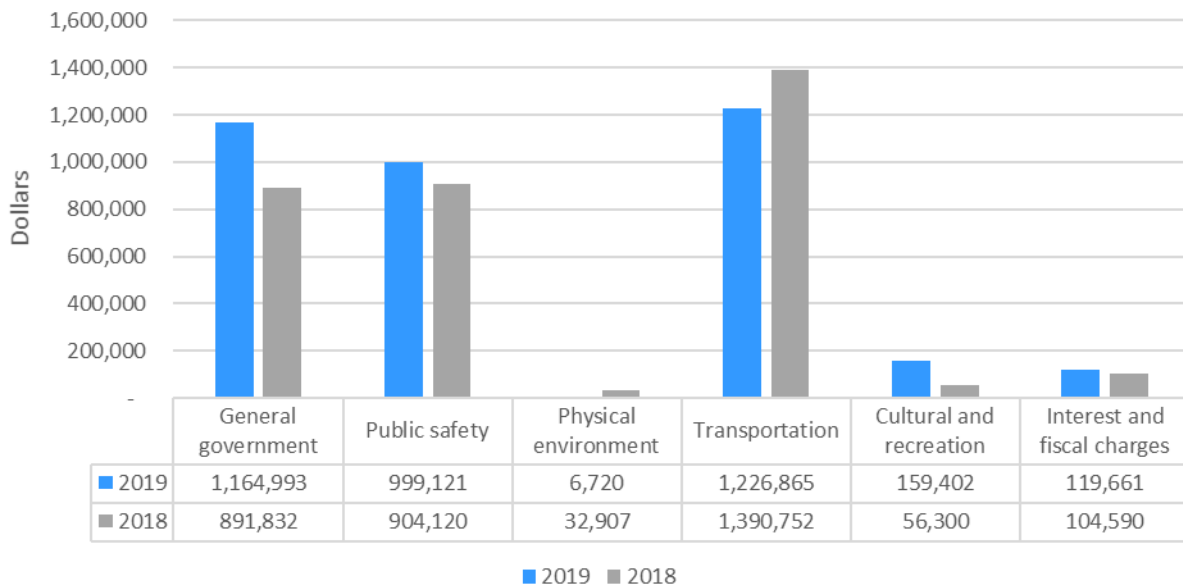
**Governmental activities.** Governmental activities increased the City's net position by \$648,203. Key elements of this increase is as follows:

- Total expenses increased by \$296,261 or 8.8% for the year.
- Operating grants decreased by \$887,384 or (51.7)%. The decrease is due to the fact that during the previous fiscal year, operating grant monies were received for the funding of several projects that were in process. These projects were completed in the previous year.
- Other revenue decreased \$484,917 year-over-year. This was due primarily to the funds received in the prior year for the sale of a limited liability real estate partnership in which the City owned a minor partnership interest. For the current fiscal year, there were no sales of this type.
- Property and other taxes increased \$105,369 or 3.9%, due to the improved economy in the State.

### Revenues by Source - Governmental Activities

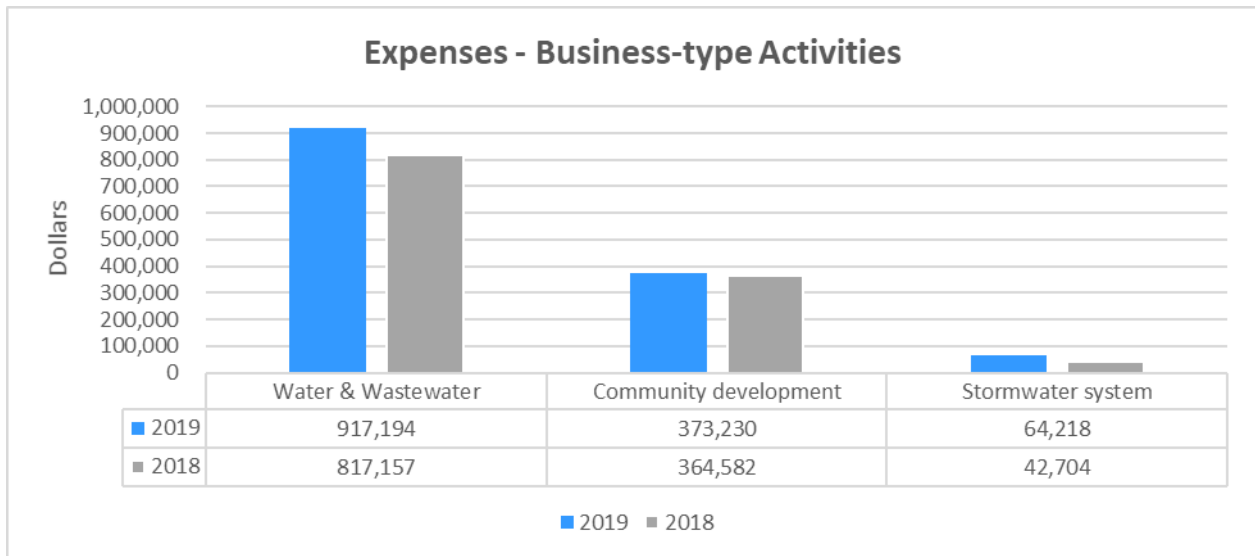
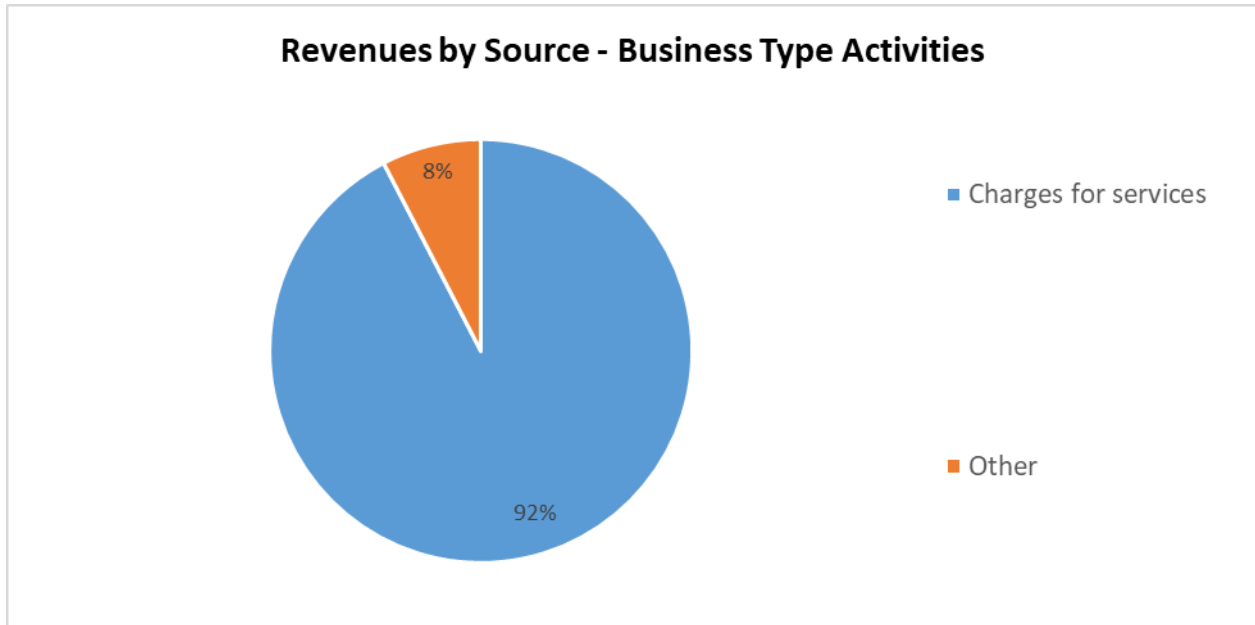


### Expenses - Governmental Activities



**Business-type activities.** Business-type activities increased the City's net position by \$46,896. Key elements of this increase are as follows:

- There were no operating grants received this fiscal year.
- Rate increases were implemented for Water, Wastewater and Stormwater to bring the rates more in line with a recent rate study.



**Financial Analysis of the City's Funds** As noted earlier, the City uses fund accounting to ensure and demonstrate compliance with finance-related legal requirements.

**Governmental funds.** The focus of the City's *governmental funds* is to provide information regarding near-term inflows, outflows, and balances of *spendable* resources. Such information is useful in assessing the City's financing requirements. In particular, *unassigned fund balance* may serve as a useful measure of the City's net resources available for spending at the end of the fiscal year.

As of the end of the recent fiscal year, the City's governmental funds reported combined ending fund balances of \$516,634, an increase of \$20,361 in comparison with the prior year. An amount of \$54,483 constitutes unassigned fund balance, which is available for spending at the City's discretion. The remainder of fund balance is non-spendable or restricted to indicate that it is not available for new spending. The City has a negative balance in the Infrastructure Fund at year-end due to an unfortunate series of events which were not entirely within our budgetary control. The Infrastructure Fund will naturally be replenished with the 1% sales tax and the City is meanwhile significantly curtailing all current and future grants along with capital expenditures in general.

The General Fund is the main operating fund of the City. At the end of the most recent fiscal year, unassigned fund balance of the General Fund was \$1,009,600 while the total fund balance reached \$1,104,895. As a measure of the General Fund's liquidity, it may be useful to compare both unassigned fund balance and total fund balance to total fund expenditures. Unassigned fund balance represents 39% of total general fund expenditures, while total fund balance represents 43% of that same amount. The fund balance of the City's General Fund decreased by \$2,131 during the current fiscal year.

The Community Redevelopment Fund, a major fund, recorded year-end fund balances restricted for the revitalization of the community redevelopment area. Additional information on the fund equity can be found in Note 10.

The Senior and Little League Lighting Revenue Fund, a major fund, accounts for the use of funds restricted for the improvements of the parks' lighting systems. The park improvements have been funded in partnership with the Florida Recreation Development Program.

**Proprietary funds.** The City's proprietary fund statements provide the same type of information found in the government-wide financial statement but in more detail. Unrestricted net position of the City's Water and Wastewater Fund, Community Development, and Stormwater Enterprise funds amounted to \$1,083,352. The total for unrestricted net position (deficit) for each of these funds was \$1,706,894, (\$725,885) and \$102,343, respectively. Other factors concerning the finances of these funds have previously been addressed in the discussion of the City's business-type activities.



**Capital Asset and Debt Administration**

**Capital assets.** At the end of fiscal year 2019, the City had \$27,271,150 invested in a broad range of capital assets, including land, buildings, improvements, machinery and equipment, roads and

drainage, and construction in progress. This amount represents a net increase (including additions and deductions) of \$417,015, approximately 1.6% more than last year.

The following major increase occurred in Governmental activities during the fiscal year:

- Two vehicles were purchased for use by our Police.
- Lighting equipment was installed in the Senior and Little league parks for a cost of \$299,876.
- The roof at City Hall was repaired at a cost of \$316,607.
- Costs of projects completed during the current fiscal year were capitalized totaling \$1,541,165.

The following major increases occurred in Business-type activities during the fiscal year:

- The City invested in land improvement costs of \$29,557 during the year.
- The City incurred \$76,347 for waterline and well expansion and construction was completed.

	Government Activities		Business-type Activities		Total	
	2019	2018	2019	2018	2019	2018
Land	\$ 6,984,394	\$ 6,954,851	\$ 374,838	\$ 345,281	\$ 7,359,232	\$ 7,300,132
Construction in progress	649,271	1,731,672	-	325,591	649,271	2,057,263
Buildings	3,088,360	3,033,921	-	-	3,088,360	3,033,921
Improvements other than buildings	779,006	646,645	-	-	779,006	646,645
Machinery and equipment	556,753	280,365	6,562,138	6,376,264	7,118,891	6,656,629
Infrastructure	8,276,390	7,159,545	-	-	8,276,390	7,159,545
Total capital assets, net	\$ 20,334,174	\$ 19,806,999	\$ 6,936,976	\$ 7,047,136	\$ 27,271,150	\$ 26,854,135

Additional information on the City's capital assets can be found in Note 4-C of this report.

**Long-term debt.** At the end of the 2019 fiscal year, the City of Fellsmere had total outstanding debt of \$3,683,583 a decrease of \$169,940 from 2018.

**City of Fellsmere, Florida**  
**Management's Discussion and Analysis**

	General Obligation and Revenues Bonds					
	Government Activities		Business-type Activities		Total	
	2019	2018	2019	2018	2019	2018
Water revenue bond, 1993	\$ -	\$ -	\$ 1,021,000	\$ 1,073,000	\$ 1,021,000	\$ 1,073,000
Capital improvement revenue bond, 2008	2,411,978	2,495,531	-	-	2,411,978	2,495,531
Construction loans	-	-	239,063	256,603	239,063	256,603
Equipment loan	11,542	28,389	-	-	11,542	28,389
<b>Total long-term debt</b>	<b>\$ 2,423,520</b>	<b>\$ 2,523,920</b>	<b>\$ 1,260,063</b>	<b>\$ 1,329,603</b>	<b>\$ 3,683,583</b>	<b>\$ 3,853,523</b>

**Economic Factors and Next Year's Budgets and Rates**

The City's elected and appointed officials considered many factors when setting the fiscal year 2019 budget, tax rates and fees that will be charged for business-type activities. One of these factors is the economy.

During the most recently completed fiscal year, unassigned fund balance in the general fund decreased to \$1,009,600. For the 2019 fiscal year, the City increased the millage to 5.3662 (previous year was at 4.9599 mils), which represented a tax increase of approximately \$43,000 for the 2019 fiscal year due to naturally rising property values. The millage rate for 2020 is lowered to 5.2210 mils as we anticipate that overall assessed values will increase slightly for the City's property tax levy.

The City completed its' study of rates for the Water, Wastewater and Stormwater systems in time to implement rate increases in the 2018-2019 fiscal year budget. Our rate consultant recommended an immediate 18% Water System rate increase beginning 10/1/2017, and a 20% Wastewater rate increase as of 10/1/2017. Management felt such large rate increases were too high to make in one fiscal year, and has elected to phase in these rate increase recommendations over a three-year period for the water system and a five-year period for the wastewater system. In 2019, Water increased by 7%, Wastewater by 8%, and Stormwater by 25%.

**Requests for Information**

The financial report is designed to provide a general overview of the City's finances for all those with an interest in the City's finances and to demonstrate the City's accountability for the funds it receives. Questions concerning any information provided in this report or requests for additional information should be addressed to the City Finance Department, City of Fellsmere, 22 S. Orange Street, Fellsmere, Florida 32948-6714.

**BASIC FINANCIAL STATEMENTS**

THIS PAGE IS INTENTIONALLY LEFT BLANK.

**City of Fellsmere, Florida**  
**Statement of Net Position**

<i>September 30, 2019</i>	Governmental Activities	Business-type Activities	Total
<b>ASSETS</b>			
Cash and cash equivalents	\$ 876,871	\$ 387,679	\$ 1,264,550
Accounts receivable	76,760	166,490	243,250
Due from other governments	505,215	-	505,215
Internal balances	(664,000)	664,000	-
Inventories	-	10,369	10,369
Restricted cash and cash equivalents	199,345	717,096	916,441
Prepaid items	47,930	1,866	49,796
Capital assets:			
Nondepreciable			
Land	6,984,394	374,838	7,359,232
Construction in progress	649,271	-	649,271
Depreciable, net of accumulated depreciation			
Buildings	3,088,360	-	3,088,360
Improvements other than buildings	779,006	-	779,006
Machinery and equipment	556,753	6,562,138	7,118,891
Infrastructure	8,276,390	-	8,276,390
<b>Total assets</b>	<b>21,376,295</b>	<b>8,884,476</b>	<b>30,260,771</b>
<b>LIABILITIES</b>			
Negative equity in pooled restricted cash	270,276	-	270,276
Accounts payable and accrued liabilities	142,786	34,280	177,066
Due to other governments	94,907	-	94,907
Unearned revenues	17,518	235,057	252,575
Noncurrent liabilities:			
Due within one year	116,305	74,794	191,099
Due in more than one year	2,411,722	1,194,550	3,606,272
<b>Total liabilities</b>	<b>3,053,514</b>	<b>1,538,681</b>	<b>4,592,195</b>
<b>DEFERRED INFLOWS OF RESOURCES</b>			
Deferred revenue - business tax revenue	-	12,721	12,721
<b>Total deferred inflows of resources</b>	<b>-</b>	<b>12,721</b>	<b>12,721</b>
<b>NET POSITION</b>			
Net investment in capital assets	17,910,654	5,676,913	23,587,567
Restricted for:			
Debt service	-	441,247	441,247
Renewal and replacement	-	131,562	131,562
Cemetery perpetual care	47,365	-	47,365
Capital projects	323,172	-	323,172
Community redevelopment area	43,684	-	43,684
Unrestricted (deficit)	(2,094)	1,083,352	1,081,258
<b>Total net position</b>	<b>\$ 18,322,781</b>	<b>\$ 7,333,074</b>	<b>\$ 25,655,855</b>

*The accompanying notes are an integral part of these financial statements.*

**City of Fellsmere, Florida**  
**Statement of Activities**

*Year Ended September 30, 2019*

Functions/Programs	Expenses	Program Revenues	
		Charges for Services	Operating Grants and Contributions
<b>Primary government</b>			
Governmental activities:			
General government	\$ 1,164,993	\$ 156	\$ 431,355
Public safety	999,121	3,432	594
Physical environment	6,720	3,250	-
Transportation	1,226,865	-	347,675
Culture and recreation	159,402	1,107	50,000
Interest and fiscal charges	119,661	-	-
<b>Total governmental activities</b>	<b>3,676,762</b>	<b>7,945</b>	<b>829,624</b>
Business-type activities:			
Water & Wastewater	917,194	1,178,444	-
Community development	373,230	233,146	-
Stormwater system	64,218	135,101	-
<b>Total business-type activities</b>	<b>1,354,642</b>	<b>1,546,691</b>	<b>-</b>
<b>Total primary government</b>	<b>\$ 5,031,404</b>	<b>\$ 1,554,636</b>	<b>\$ 829,624</b>

General revenues and transfers:

Taxes:

Property

Discretionary sales

Local option gas tax

Franchise

Utility

Communications services

Eighth cent motor fuel

Half cent sales

Unrestricted investment earnings

State shared revenue

Miscellaneous

Transfers

Total general revenues and transfers

Change in net position

Net position, beginning of year

Net position, end of year

*The accompanying notes are an integral part of these financial statements.*

Net (Expense) Revenue  
and Changes in Net Position

	Governmental Activities	Business-type Activities	Total
\$	(733,482)	\$ -	\$ (733,482)
	(995,095)	-	(995,095)
	(3,470)	-	(3,470)
	(879,190)	-	(879,190)
	(108,295)	-	(108,295)
	(119,661)	-	(119,661)
	(2,839,193)	-	(2,839,193)
	-	261,250	261,250
	-	(140,084)	(140,084)
	-	70,883	70,883
	-	192,049	192,049
	(2,839,193)	192,049	(2,647,144)
	555,247	-	555,247
	794,508	-	794,508
	160,535	-	160,535
	332,947	-	332,947
	432,049	-	432,049
	58,011	-	58,011
	71,799	-	71,799
	423,876	-	423,876
	5,679	17,140	22,819
	241,396	-	241,396
	138,759	110,297	249,056
	272,590	(272,590)	-
	3,487,396	(145,153)	3,342,243
	648,203	46,896	695,099
	17,674,578	7,286,178	24,960,756
\$	18,322,781	\$ 7,333,074	\$ 25,655,855

*The accompanying notes are an integral part of these financial statements.*

**City of Fellsmere, Florida**  
**Balance Sheet - Governmental Funds**

<i>September 30, 2019</i>	General	Infrastructure	Community Redevelopment Agency
<b>ASSETS</b>			
Cash and cash equivalents	\$ 716,192	\$ -	\$ -
Accounts receivable	48,109	-	-
Due from other funds	400,000	-	-
Due from other governments	98,594	127,981	-
Restricted cash and cash equivalents	-	97	43,689
Prepaid items	47,930	-	-
<b>Total assets</b>	<b>\$ 1,310,825</b>	<b>\$ 128,078</b>	<b>\$ 43,689</b>
<b>LIABILITIES AND FUND BALANCES</b>			
Liabilities			
Negative equity in pooled restricted cash	\$ -	\$ -	\$ -
Accounts payable	48,679	19,098	5
Accrued liabilities	58,844	-	-
Due to other funds	-	1,064,000	-
Due to other governments	94,907	-	-
Unearned revenues	3,500	-	-
<b>Total current liabilities</b>	<b>205,930</b>	<b>1,083,098</b>	<b>5</b>
Fund balances			
Nonspendable	47,930	-	-
Restricted	47,365	97	43,684
Unrestricted / unassigned	1,009,600	(955,117)	-
<b>Total fund balances</b>	<b>1,104,895</b>	<b>(955,020)</b>	<b>43,684</b>
<b>Total liabilities, deferred inflows of resources and fund balances</b>	<b>\$ 1,310,825</b>	<b>\$ 128,078</b>	<b>\$ 43,689</b>

Amounts reported for governmental activities in the statement of net position are different because:

Capital assets used in governmental activities are not financial resources and, therefore, are not reported in the funds.

Certain liabilities, such as bonds payable and compensated absences, are not due and payable in the current period, and therefore are not reported in the funds.

---

Net position of governmental activities

---

*The accompanying notes are an integral part of these financial statements.*



Senior and Little League Lighting Revenue	Nonmajor Funds	Total Governmental Funds
\$ -	\$ 160,679	\$ 876,871
-	28,651	76,760
-	-	400,000
250,000	28,640	505,215
-	155,559	199,345
-	-	47,930
<u>\$ 250,000</u>	<u>\$ 373,529</u>	<u>\$ 2,106,121</u>

\$ 250,000	\$ 20,276	\$ 270,276
-	16,160	83,942
-	-	58,844
-	-	1,064,000
-	-	94,907
-	14,018	17,518
<u>250,000</u>	<u>50,454</u>	<u>1,589,487</u>

-	-	47,930
-	323,075	414,221
-	-	54,483
<u>-</u>	<u>323,075</u>	<u>516,634</u>
<u>\$ 250,000</u>	<u>\$ 373,529</u>	

20,334,174

(2,528,027)

		<u>\$ 18,322,781</u>
--	--	----------------------

*The accompanying notes are an integral part of these financial statements.*

**City of Fellsmere, Florida**

**Statement of Revenues, Expenditures and Changes in Fund Balances -  
Governmental Funds**

<i>Year Ended September 30, 2019</i>	General	Infrastructure	Community Redevelopment Agency
<b>Revenues</b>			
Taxes:			
Property	\$ 555,247	\$ -	\$ -
Public utility	432,049	-	-
Sales	-	794,508	-
Motor fuel	-	-	-
Communications services	58,011	-	-
Franchise fees	332,947	-	-
Intergovernmental	737,665	-	-
Charges for services	4,513	-	-
Fines	3,432	-	-
Investment earnings	5,409	139	96
Other revenues	104,572	-	10,372
<b>Total revenues</b>	<b>2,233,845</b>	<b>794,647</b>	<b>10,468</b>
<b>Expenditures</b>			
Current:			
General government	931,311	13	6,625
Public safety	931,006	-	-
Physical environment	-	-	-
Transportation	557,485	-	-
Culture and recreation	61,515	-	-
Debt service:			
Principal	-	100,400	-
Interest and fiscal charges	-	120,343	-
Capital outlay	107,327	13,792	12,440
<b>Total expenditures</b>	<b>2,588,644</b>	<b>234,548</b>	<b>19,065</b>
Excess (deficiency) of revenues over (under) expenditures	(354,799)	560,099	(8,597)
<b>Other financing sources (uses)</b>			
Transfers in	457,986	13,175	16,084
Transfers out	(105,318)	(582,125)	-
<b>Total other financing sources (uses)</b>	<b>352,668</b>	<b>(568,950)</b>	<b>16,084</b>
<b>Net change in fund balances</b>	<b>(2,131)</b>	<b>(8,851)</b>	<b>7,487</b>
Fund balances, beginning of year	1,107,026	(946,169)	36,197
<b>Fund balances, end of year</b>	<b>\$ 1,104,895</b>	<b>\$ (955,020)</b>	<b>\$ 43,684</b>

*The accompanying notes are an integral part of these financial statements.*

Senior and Little League Lighting Revenue	Nonmajor Funds	Total Governmental Funds
\$ -	\$ -	\$ 555,247
-	-	432,049
-	-	794,508
-	160,535	160,535
-	-	58,011
-	-	332,947
250,000	579,030	1,566,695
-	-	4,513
-	-	3,432
-	-	5,644
-	24,738	139,682
<u>250,000</u>	<u>764,303</u>	<u>4,053,263</u>
-	-	937,949
-	-	931,006
-	7,608	7,608
-	48,021	605,506
-	-	61,515
-	-	100,400
-	-	120,343
299,876	1,107,730	1,541,165
<u>299,876</u>	<u>1,163,359</u>	<u>4,305,492</u>
<u>(49,876)</u>	<u>(399,056)</u>	<u>(252,229)</u>
49,876	532,249	1,069,370
-	(109,337)	(796,780)
<u>49,876</u>	<u>422,912</u>	<u>272,590</u>
-	23,856	20,361
-	299,219	496,273
<u>\$ -</u>	<u>\$ 323,075</u>	<u>\$ 516,634</u>

*The accompanying notes are an integral part of these financial statements.*

**Reconciliation of the Statement of Revenues, Expenditures and Changes in Fund Balances of Governmental Funds to the Statement of Activities**

*Year Ended September 30, 2019*

---

Net change in fund balances - total governmental funds	\$	<b>20,361</b>
--	----	---------------

Amounts reported for governmental activities in the statement of activities are different because:

Governmental funds report capital outlays as expenditures. However, in the statement of activities, the cost of those assets is allocated over their estimated useful lives as depreciation expense. This is the amount by which capital outlays exceeded depreciation expense in the current period. **527,175**

Repayment of bond principal and loans is an expenditure in the governmental funds, but the repayment reduces long-term liabilities in the statement of net position. This is the principal payments on the long-term debt. **100,400**

Compensated absences reported in the statement of activities do not require the use of current financial resources and, therefore, are not reported as expenditures in governmental funds. **267**

---

Change in net position of governmental activities	\$	<b>648,203</b>
---	----	----------------

---

*The accompanying notes are an integral part of these financial statements.*

**City of Fellsmere, Florida**

**Statement of Revenues, Expenditures and Changes in Fund Balances**  
**Budget and Actual - General Fund**

<i>Year Ended September 30, 2019</i>	Original Budget	Final Budget	Actual	Variance with Final Budget
<b>Revenues</b>				
Taxes:				
Property	\$ 549,533	\$ 549,533	\$ 555,247	\$ 5,714
Public utility	411,888	411,888	432,049	20,161
Communications services	73,500	73,500	58,011	(15,489)
Franchise fees	316,580	316,580	332,947	16,367
Intergovernmental	737,070	737,070	737,665	595
Charges for services	7,200	7,200	4,513	(2,687)
Fines	5,500	5,500	3,432	(2,068)
Investment earnings	11,450	11,450	5,409	(6,041)
Other revenues	149,800	149,800	104,572	(45,228)
<b>Total revenues</b>	<b>2,262,521</b>	<b>2,262,521</b>	<b>2,233,845</b>	<b>(28,676)</b>
<b>Expenditures</b>				
Current:				
General government	1,276,027	1,276,027	931,311	344,716
Public safety	963,517	963,517	931,006	32,511
Transportation	610,027	610,027	557,485	52,542
Culture and recreation	54,505	54,505	61,515	(7,010)
Capital outlay	-	-	107,327	(107,327)
<b>Total expenditures</b>	<b>2,904,076</b>	<b>2,904,076</b>	<b>2,588,644</b>	<b>315,432</b>
<b>Excess (deficiency) of revenues over (under) expenditures</b>	<b>(641,555)</b>	<b>(641,555)</b>	<b>(354,799)</b>	<b>286,756</b>
<b>Other financing sources (uses)</b>				
Transfers in	759,008	759,008	457,986	(301,022)
Transfers out	(117,453)	(117,453)	(105,318)	12,135
<b>Total other financing sources (uses)</b>	<b>641,555</b>	<b>641,555</b>	<b>352,668</b>	<b>(288,887)</b>
<b>Excess (deficiency) of revenues and other financing sources over (under) expenditures and other financing uses</b>	<b>-</b>	<b>-</b>	<b>(2,131)</b>	<b>(2,131)</b>
<b>Fund balances, beginning of year</b>	<b>1,107,026</b>	<b>1,107,026</b>	<b>1,107,026</b>	<b>-</b>
<b>Fund balances, end of year</b>	<b>\$ 1,107,026</b>	<b>\$ 1,107,026</b>	<b>\$ 1,104,895</b>	<b>\$ (2,131)</b>

*The accompanying notes are an integral part of these financial statements.*

**City of Fellsmere, Florida**

**Statement of Revenues, Expenditures and Changes in Fund Balances**  
**Budget and Actual - Infrastructure Fund**

<i>Year Ended September 30, 2019</i>	Original Budget	Final Budget	Actual	Variance with Final Budget
<b>Revenues</b>				
Taxes:				
Sales	\$ 879,483	\$ 879,483	\$ 794,508	\$ (84,975)
Investment earnings	-	-	139	139
<b>Total revenues</b>	<b>879,483</b>	<b>879,483</b>	<b>794,647</b>	<b>(84,836)</b>
<b>Expenditures</b>				
Current:				
General government	300	300	13	287
Debt service:				
Principal	88,801	88,801	100,400	(11,599)
Interest and fiscal charges	116,227	116,227	120,343	(4,116)
Capital outlay	185,200	185,200	13,792	171,408
<b>Total expenditures</b>	<b>390,528</b>	<b>390,528</b>	<b>234,548</b>	<b>155,980</b>
<b>Excess of revenues over expenditures</b>	<b>488,955</b>	<b>488,955</b>	<b>560,099</b>	<b>71,144</b>
<b>Other financing sources (uses)</b>				
Transfers in	503,581	503,581	13,175	490,406
Transfers out	(992,536)	(992,536)	(582,125)	410,411
<b>Total other financing sources (uses)</b>	<b>(488,955)</b>	<b>(488,955)</b>	<b>(568,950)</b>	<b>900,817</b>
<b>Excess (deficiency) of revenues and other financing sources over (under) expenditures and other financing uses</b>	<b>-</b>	<b>-</b>	<b>(8,851)</b>	<b>971,961</b>
Fund balances (deficits), beginning of year	(946,169)	(946,169)	(946,169)	-
<b>Fund balances (deficits), end of year</b>	<b>\$ (946,169)</b>	<b>\$ (946,169)</b>	<b>\$ (955,020)</b>	<b>\$ 971,961</b>

*The accompanying notes are an integral part of these financial statements.*

**City of Fellsmere, Florida**

**Statement of Revenues, Expenditures and Changes in Fund Balances**  
**Budget and Actual – Community Redevelopment Agency Fund**

<i>Year Ended September 30, 2019</i>	Original Budget	Final Budget	Actual	Variance with Final Budget
<b>Revenues</b>				
Investment earnings	\$ -	\$ -	\$ 96	\$ 96
Other revenue	-	-	10,372	10,372
<b>Total revenues</b>	<b>-</b>	<b>-</b>	<b>10,468</b>	<b>10,468</b>
<b>Expenditures</b>				
Current:				
General government	36,460	36,460	6,625	29,835
Capital outlay	-	-	12,440	(12,440)
<b>Total expenditures</b>	<b>36,460</b>	<b>36,460</b>	<b>19,065</b>	<b>17,395</b>
<b>Deficiency of revenues under expenditures</b>	<b>(36,460)</b>	<b>(36,460)</b>	<b>(8,597)</b>	<b>27,863</b>
<b>Other financing sources (uses)</b>				
Transfers in	2,100	2,100	16,084	13,984
<b>Total other financing sources (uses)</b>	<b>2,100</b>	<b>2,100</b>	<b>16,084</b>	<b>13,984</b>
<b>Excess of revenues and other financing sources over expenditures and other financing uses</b>	<b>(34,360)</b>	<b>(34,360)</b>	<b>7,487</b>	<b>41,847</b>
<b>Fund balances, beginning of year</b>	<b>36,197</b>	<b>36,197</b>	<b>36,197</b>	<b>-</b>
<b>Fund balances, end of year</b>	<b>\$ 1,837</b>	<b>\$ 1,837</b>	<b>\$ 43,684</b>	<b>\$ 41,847</b>

*The accompanying notes are an integral part of these financial statements.*

**City of Fellsmere, Florida**

**Statement of Revenues, Expenditures and Changes in Fund Balances**  
**Budget and Actual – Senior and Little League Lighting Revenue Fund**

<i>Year Ended September 30, 2019</i>	Original Budget	Final Budget	Actual	Variance with Final Budget
<b>Revenues</b>				
Intergovernmental	\$ 250,000	\$ 250,000	\$ 250,000	-
Other revenue	-	-	-	-
<b>Total revenues</b>	<b>250,000</b>	<b>250,000</b>	<b>250,000</b>	<b>-</b>
<b>Expenditures</b>				
Capital outlay	250,000	300,000	299,876	124
<b>Total expenditures</b>	<b>250,000</b>	<b>300,000</b>	<b>299,876</b>	<b>124</b>
<b>Deficiency of revenues under expenditures</b>	<b>-</b>	<b>(50,000)</b>	<b>(49,876)</b>	<b>124</b>
<b>Other financing sources (uses)</b>				
Transfers in	-	50,000	49,876	(124)
Transfers out	-	-	-	-
<b>Total other financing sources (uses)</b>	<b>-</b>	<b>50,000</b>	<b>49,876</b>	<b>(124)</b>
<b>Excess (deficiency) of revenues and other financing sources over (under) expenditures and other financing uses</b>	<b>-</b>	<b>-</b>	<b>-</b>	<b>-</b>
<b>Fund balances, beginning of year</b>	<b>-</b>	<b>-</b>	<b>-</b>	<b>-</b>
<b>Fund balances, end of year</b>	<b>\$ -</b>	<b>\$ -</b>	<b>\$ -</b>	<b>\$ -</b>

*The accompanying notes are an integral part of these financial statements.*



THIS PAGE IS INTENTIONALLY LEFT BLANK.

**City of Fellsmere, Florida**  
**Statement of Net Position - Proprietary Funds**

<i>September 30, 2019</i>	Water & Wastewater	Community Development
<b>ASSETS</b>		
Current assets:		
Cash and cash equivalents	\$ 300,810	\$ 1,872
Restricted cash and cash equivalents	717,096	-
Accounts receivable	102,211	46,933
Due from other funds	1,319,000	-
Inventories	10,369	-
Prepaid items	1,063	803
<b>Total current assets</b>	<b>2,450,549</b>	<b>49,608</b>
Noncurrent assets:		
Capital assets:		
Land	330,940	37,860
Machinery and equipment	9,639,098	24,490
Less accumulated depreciation	(3,141,225)	(23,262)
<b>Total capital assets, net of accumulated depreciation</b>	<b>6,828,813</b>	<b>39,088</b>
<b>Total noncurrent assets</b>	<b>6,828,813</b>	<b>39,088</b>
<b>Total assets</b>	<b>9,279,362</b>	<b>88,696</b>
<b>LIABILITIES</b>		
Current liabilities:		
Accounts payable	17,707	6,028
Accrued liabilities	2,288	8,257
Due to other funds	-	655,000
Unearned revenues	149,532	85,525
Current portion of accrued compensated absences	396	2,389
Current portion of long-term debt	72,010	-
<b>Total current liabilities</b>	<b>241,933</b>	<b>757,199</b>
Noncurrent liabilities:		
Accrued compensated absences, net of current portion	923	5,573
Long-term debt, net of current portion	1,188,053	-
<b>Total noncurrent liabilities</b>	<b>1,188,976</b>	<b>5,573</b>
<b>Total liabilities</b>	<b>1,430,909</b>	<b>762,772</b>
<b>DEFERRED INFLOW OF RESOURCES</b>		
Deferred revenue - business tax receipts	-	12,721
<b>Total deferred outflow of resources</b>	<b>-</b>	<b>12,721</b>
<b>NET POSITION (DEFICIT)</b>		
Net investment in capital assets	5,568,750	39,088
Restricted for:		
Debt service	441,247	-
Renewal and replacement	131,562	-
Unrestricted (deficit)	1,706,894	(725,885)
<b>Total net position (deficit)</b>	<b>\$ 7,848,453</b>	<b>\$ (686,797)</b>

*The accompanying notes are an integral part of these financial statements*

Stormwater System - Nonmajor fund		Total	
\$	84,997	\$	387,679
	-		717,096
	17,346		166,490
	-		1,319,000
	-		10,369
	-		1,866
	<b>102,343</b>		<b>2,602,500</b>
	6,038		374,838
	68,026		9,731,614
	(4,989)		(3,169,476)
	69,075		6,936,976
	69,075		6,936,976
	171,418		9,539,476
	-		23,735
	-		10,545
	-		655,000
	-		235,057
	-		2,784
	-		72,010
	-		999,131
	-		6,497
	-		1,188,053
	-		1,194,550
	-		2,193,681
	-		12,721
	-		12,721
	69,075		5,676,913
	-		441,247
	-		131,562
	102,343		1,083,352
\$	171,418	\$	7,333,074

*The accompanying notes are an integral part of these financial statements.*

**City of Fellsmere, Florida**  
**Statement of Revenues, Expenses and Changes in Fund Net Position**  
**Proprietary Funds**

<i>Year Ended September 30, 2019</i>	Water & Wastewater	Community Development
<b>Operating revenues:</b>		
Charges for services	\$ 1,178,444	\$ -
Building permits, licenses and fees	-	233,146
Other revenues	48,671	61,626
<b>Total operating revenues</b>	<b>1,227,115</b>	<b>294,772</b>
<b>Operating expenses:</b>		
Salaries, wages and employee benefits	130,556	192,692
Contractual services, materials and supplies	485,314	180,450
Depreciation	246,541	88
<b>Total operating expenses</b>	<b>862,411</b>	<b>373,230</b>
<b>Operating income (loss)</b>	<b>364,704</b>	<b>(78,458)</b>
<b>Nonoperating revenues (expenses):</b>		
Interest income	17,103	37
Interest expense	(54,783)	-
<b>Total nonoperating revenues (expenses)</b>	<b>(37,680)</b>	<b>37</b>
<b>Income (loss) before transfers and capital contributions</b>	<b>327,024</b>	<b>(78,421)</b>
<b>Transfers</b>		
Transfers in	-	144,806
Transfers out	(298,596)	(52,500)
<b>Total transfers</b>	<b>(298,596)</b>	<b>92,306</b>
<b>Change in net position</b>	<b>28,428</b>	<b>13,885</b>
<b>Net position (deficit), beginning of year</b>	<b>7,820,025</b>	<b>(700,682)</b>
<b>Net position (deficit), end of year</b>	<b>\$ 7,848,453</b>	<b>\$ (686,797)</b>

*The accompanying notes are an integral part of these financial statements.*

Stormwater System - Nonmajor fund		Total
\$	135,101	\$ 1,313,545
	-	233,146
	-	110,297
	<u>135,101</u>	<u>1,656,988</u>
	-	323,248
	59,613	725,377
	4,605	251,234
	<u>64,218</u>	<u>1,299,859</u>
	<u>70,883</u>	<u>357,129</u>
	-	17,140
	-	(54,783)
	-	<u>(37,643)</u>
	70,883	319,486
	-	144,806
	(66,300)	(417,396)
	<u>(66,300)</u>	<u>(272,590)</u>
	4,583	46,896
	166,835	7,286,178
\$	<u>171,418</u>	\$ <u>7,333,074</u>

*The accompanying notes are an integral part of these financial statements.*

**City of Fellsmere, Florida**  
**Statement of Cash Flows**  
**Proprietary Funds**

<i>Year Ended September 30, 2019</i>	Water & Wastewater	Community Development
<b>Cash flows from operating activities:</b>		
Cash received from customers for sales and services	\$ 1,262,157	\$ 287,120
Internal activity - payments (receipts) from other funds	(18,000)	30,000
Cash payments to employees	(85,783)	(137,813)
Cash payments to suppliers for goods and services	(547,214)	(246,326)
Net cash provided by (used in) operating activities	611,160	(67,019)
<b>Cash flows from noncapital financing activities:</b>		
Transfers from other funds	-	144,806
Transfers to other funds	(298,596)	(52,500)
Net cash provided by (used in) noncapital financing activities	(298,596)	92,306
<b>Cash flows from capital and related financing activities:</b>		
Acquisition and construction of capital assets	(110,201)	(24,835)
Principal paid on long-term debt	(69,540)	-
Interest paid on long-term debt	(54,803)	-
Net cash used in capital and related financing activities	(234,544)	(24,835)
<b>Cash flows from investing activities:</b>		
Interest on investments	17,103	37
Net cash provided by investing activities	17,103	37
<b>Net increase / (decrease) in cash and cash equivalents</b>	<b>95,123</b>	<b>489</b>
<b>Cash and cash equivalents, beginning of year</b>	<b>922,783</b>	<b>1,383</b>
<b>Cash and cash equivalents, end of year</b>	<b>\$ 1,017,906</b>	<b>\$ 1,872</b>
<b>Classified on the statement of net position as:</b>		
Current assets:		
Cash and cash equivalents	\$ 300,810	\$ 1,872
Restricted cash and cash equivalents	717,096	-
	<b>\$ 1,017,906</b>	<b>\$ 1,872</b>

*The accompanying notes are an integral part of these financial statements.*

Stormwater System - Nonmajor fund		Total
\$	120,392	\$ 1,669,669
	-	12,000
	-	(223,596)
	<u>(62,703)</u>	<u>(856,243)</u>
	<u>57,689</u>	<u>601,830</u>
	-	144,806
	<u>(66,300)</u>	<u>(417,396)</u>
	<u>(66,300)</u>	<u>(272,590)</u>
	(6,038)	(141,074)
	-	(69,540)
	-	(54,803)
	<u>(6,038)</u>	<u>(265,417)</u>
	-	17,140
	-	17,140
	(14,649)	80,963
	<u>99,646</u>	<u>1,023,812</u>
\$	<u>84,997</u>	\$ <u>1,104,775</u>
\$	84,997	\$ 387,679
	-	717,096
\$	<u>84,997</u>	\$ <u>1,104,775</u>

*The accompanying notes are an integral part of these financial statements.*

**City of Fellsmere, Florida**  
**Statement of Cash Flows (continued)**  
**Proprietary Funds**

<i>Year Ended September 30, 2019</i>	Water & Wastewater	Community Development
<b>Reconciliation of operating income (loss) to net cash provided by (used in) operating activities:</b>		
Operating income (loss)	\$ 364,704	\$ (78,458)
Adjustments to reconcile operating income (loss) to net cash provided by (used in) operating activities:		
Depreciation expense	246,541	88
Change in assets and liabilities:		
(Increase) decrease in assets:		
Accounts receivable	23,190	(2,492)
Due from other funds	(18,000)	-
Inventories	985	-
Prepaid items	(998)	(672)
Increase (decrease) in liabilities:		
Accounts payable	(17,792)	(3,260)
Accrued liabilities	856	(1,053)
Due to other funds	-	30,000
Due to other governmental units	-	(31,365)
Accrued compensated absences	(178)	(6,012)
Unearned revenues	11,852	25,163
Deferred inflows - business tax receipts	-	1,042
Total adjustments	246,456	11,439
Net cash provided by (used in) operating activities	\$ 611,160	\$ (67,019)

*The accompanying notes are an integral part of these financial statements.*



Stormwater System - Nonmajor fund		Total
<u>\$</u>	<u>70,883</u>	<u>\$ 357,129</u>
	4,605	251,234
	(14,709)	5,989
	-	(18,000)
	-	985
	-	(1,670)
	(3,090)	(24,142)
	-	(197)
	-	30,000
	-	(31,365)
	-	(6,190)
	-	37,015
	-	1,042
	<u>(13,194)</u>	<u>244,701</u>
<u>\$</u>	<u>57,689</u>	<u>\$ 601,830</u>

*The accompanying notes are an integral part of these financial statements.*

THIS PAGE IS INTENTIONALLY LEFT BLANK.

**NOTE 1: SUMMARY OF SIGNIFICANT ACCOUNTING POLICIES**

The City of Fellsmere, Florida (the “City”), located in Indian River County (the “County”), was incorporated in 1911. The City was created under the legal authority of Article VIII of the Florida Constitution, Florida Statutes’ Chapter 165 and pursuant to the Laws of Florida 11480, Act of 1925. The City operates under a Council - manager form of government whereby the mayor is elected from the five members of Council. The City provides the following services: General and Administrative Services, Public Safety-Police, Public Works-Streets, Culture and Recreation, Water, Wastewater Systems, and Community Development. The City has a population of 5,723.

The financial statements of the City have been prepared in conformity with generally accepted accounting principles (GAAP) as applied to governmental units. The Governmental Accounting Standards Board (GASB) is the accepted standard setting body for establishing governmental accounting and financial reporting principles. The more significant of the City's accounting policies are described below.

**A. Reporting Entity**

As required by generally accepted accounting principles, these financial statements present the government and its component units, entities for which the City is financially accountable. Blended component units, although legally separate entities, are, in substance, part of the government’s operations and as such, data from these units are combined with data of the primary government. Discretely presented component units, on the other hand, are reported in a separate column in the combined financial statements to emphasize that they are legally separate from the government. The City reported no discretely presented component units for the year ended September 30, 2019.

*Blended Component Unit*

The following component unit is blended with the primary government for financial statement purposes because the component unit’s governing body is substantially the same as the City Council and because the component unit exclusively serves the City.

**Community Redevelopment Agency (CRA)** – The governing body of the CRA is the Fellsmere City Council. The CRA was formed in November 2005 and is accounted for in a special revenue fund entitled “Community Redevelopment Agency Fund.” Florida Statute Section 163.387(8) requires an independent audit of the fund each fiscal year, and submission of a report of such audit. The City has presented the CRA as a major fund of the City to satisfy this requirement, simply due to the fact that the scope of an audit for a major fund is broader than that of a non-major fund.

**NOTE 1: SUMMARY OF SIGNIFICANT ACCOUNTING POLICIES (Continued)**

**B. Government-wide and Fund Financial Statements**

The government wide financial statements (i.e., the statement of net position and the statement of activities) report information on all of the nonfiduciary activities of the primary government and its component units. For the most part, the effect of interfund activity has been removed from these statements. Governmental activities, which normally are supported by taxes and intergovernmental revenues, are reported separately from business-type activities, which rely to a significant extent on fees and charges for support. Likewise, the primary government is reported separately from certain component units for which the primary government is financially accountable.

The statement of activities demonstrates the degree to which the direct expenses of a given function or segment is offset by program revenues. Direct expenses are those that are clearly identifiable with a specific function or segment. Program revenues include (1) charges to customers or applicants who purchase, use, or directly benefit from goods, services, or privileges provided by a given function or segment and (2) grants and contributions that are restricted to meeting the operational or capital requirements of a particular function or segment. Taxes and other items not properly included among program revenues are reported instead as general revenues.

Separate financial statements are provided for governmental funds, proprietary funds and fiduciary funds, even though the City has none of the latter. Major individual governmental funds and major individual enterprise funds are reported as separate columns in the fund financial statements.

**C. Measurement Focus, Basis of Accounting, and Financial Statement Presentation**

The government wide financial statements are reported using the *economic resources measurement focus* and the *accrual basis of accounting*, as are the proprietary funds. Revenues are recorded when earned and expenses are recorded when a liability is incurred, regardless of the timing of related cash flows. Property taxes are recognized as revenues in the year for which they are levied. Grants and similar items are recognized as revenue as soon as all eligibility requirements imposed by the provider have been met.

Governmental fund financial statements are reported using the *current financial resources measurement focus* and the *modified accrual basis of accounting*. Revenues are recognized as soon as they are both measurable and available. Revenues are considered to be available when they are collectible within the current period or soon enough thereafter to pay liabilities of the current period. For this purpose, the government considers revenues to be available if they are collected within 60 days of the end of the current fiscal period, except expenditure-driven grants which must be collected within one year. Expenditures generally are recorded when a liability is incurred, as under accrual accounting. However, debt service expenditures, as well as expenditures related to compensated absences and claims and judgments, are recorded only when payment is due.

**NOTE 1: SUMMARY OF SIGNIFICANT ACCOUNTING POLICIES (Continued)**

**C. Measurement Focus, Basis of Accounting, and Financial Statement Presentation (continued)**

Property taxes, intergovernmental revenue, licenses, and interest associated with the current fiscal period are all considered to be susceptible to accrual and as such have been recognized as revenues of the current fiscal period. Only the portion of special assessments receivable due within the current fiscal period is considered to be susceptible to accrual as revenue of the current period. All other revenue items are considered to be measurable and available only when cash is received by the government.

The City reports the following major governmental funds:

The *General Fund* is the City's primary operating fund. It accounts for all financial resources of the general government, except those accounted for and reported in another fund.

The *Infrastructure Fund* accounts for the financial resources used for infrastructure improvements and equipment purchases.

The *Community Redevelopment Agency Fund* accounts for the activities of the Community Redevelopment Agency related to economic initiatives within the City.

The *Senior and Little League Lighting Revenue Fund* accounts for the financial resources used for the improvements of the lighting system of the Senior and Minor League Parks.

The City reports the following major proprietary funds:

The *Water & Wastewater Fund* accounts for the activities in providing water and wastewater services to the public.

The *Community Development Fund* accounts for the financial resources of the City's building department.

Additionally, the City reports the following fund types:

*Special Revenue Funds* are used to account for and report the proceeds of specific revenue sources that are restricted or committed to expenditure for specified purposes other than debt service or capital projects.

The City's nonmajor enterprise fund consists of the stormwater system fund.

As a general rule, the effect of interfund activity has been eliminated from the government wide financial statements. Exceptions to this general rule are charges between the City's water and sewer function and various other functions of the City. Elimination of these charges would distort the direct costs and program revenues reported for the various functions concerned.

**NOTE 1: SUMMARY OF SIGNIFICANT ACCOUNTING POLICIES (Continued)**

**C. Measurement Focus, Basis of Accounting, and Financial Statement Presentation (continued)**

Amounts reported as *program revenues* include 1) charges to customers or applicants for goods, services, or privileges provided, 2) operating grants and contributions, and 3) capital grants and contributions. Internally dedicated resources are reported as *general revenues* rather than as program revenues. Likewise, general revenues include all taxes.

Proprietary funds distinguish operating revenues and expenses from nonoperating items. Operating revenues and expenses generally result from providing services and producing and delivering goods in connection with a proprietary fund's principal ongoing operations. The principal operating revenues of the enterprise funds are charges to customers for sales and services. Operating expenses for enterprise funds include the cost of sales and services, administrative expenses, and depreciation on capital assets. All revenues and expenses not meeting this definition are reported as nonoperating revenues and expenses.

When both restricted and unrestricted resources are available for use, it is the government's policy to use restricted resources first, then unrestricted resources as they are needed.

**D. Assets, Liabilities and Equity**

**1. Cash and Cash Equivalents**

Cash and cash equivalents represent all investments that are short term, highly liquid, and readily convertible to a specified cash value. These investments generally have an original maturity of three months or less. Cash and cash equivalents consist of cash in banks and on hand.

**2. Deposits**

Florida Statutes require state and local governmental units to deposit monies with financial institutions classified as "Qualified Public Depositories." By doing so, those governmental units will be covered by Florida's Public Deposits Program, a statewide collateralization program that protects public deposits.

The City had deposits only with qualifying public depositories as of September 30, 2019.

**NOTE 1: SUMMARY OF SIGNIFICANT ACCOUNTING POLICIES (Continued)**

**D. Assets, Liabilities and Equity (continued)**

**2. Deposits (continued)**

The City is authorized to invest in financial instruments, as established by Florida Statute. The authorized investments consist of:

The Local Government Surplus Funds Trust Fund, or any intergovernmental investment pool authorized pursuant to the Florida Interlocal Cooperation Act.

Securities and Exchange Commission registered money market funds with the highest credit quality rating from a nationally recognized rating agency.

Savings accounts in state-certified qualified public depositories.

Certificates of deposit in state-certified qualified public depositories.

Direct obligations of the U.S. Treasury.

**3. Interfund Receivables and Payables**

Transactions between funds that are representative of lending/borrowing arrangements outstanding at the end of the fiscal year are referred to as either "due to/from other funds" (i.e., the current portion of interfund loans) or "advances to/from other funds" (i.e., the non-current portion of interfund loans). All other outstanding balances between funds are reported as "due to/from other funds." Any residual balances outstanding between the governmental activities and business-type activities are reported in the government-wide financial statements as "internal balances."

Advances between funds are offset by nonspendable fund balance in applicable governmental funds to indicate they are not available for appropriation and are not expendable available financial resources.

All other interfund transactions are treated as transfers. Transfers between governmental or proprietary funds are netted as part of the reconciliation to the government-wide financial statements.

**4. Accounts Receivable**

Accounts receivable consist of trade receivables and are recorded at the net realizable value. The City has no allowance for doubtful accounts as of September 30, 2019, as all receivables are considered collectible.

**NOTE 1: SUMMARY OF SIGNIFICANT ACCOUNTING POLICIES (Continued)**

**D. Assets, Liabilities and Equity (continued)**

**5. Inventories and Prepaid Items**

Inventory at September 30, 2019 consisted of various parts, materials, and supplies on hand in connection with the water system. This inventory is stated at cost, determined by the first-in, first-out (FIFO) method.

Certain payments to vendors reflect costs applicable to future accounting periods and are recorded as prepaid items in both government-wide and fund financial statements. Costs are recorded as expenditures or expenses when consumed rather than when purchased. Prepaid items consist of prepaid insurance at September 30, 2019.

**6. Restricted Net Position**

Certain assets of the City are classified as restricted on the Statement of Net Position because their use is limited either by law or through constitutional provision or enabling legislation, or by restrictions imposed externally by creditors, grantors, contributors, or laws and regulations of other governments. In a fund with both restricted and unrestricted assets, qualified expenses are considered to be paid first from restricted assets, then from unrestricted assets.

**7. Capital Assets**

Capital assets, which include property, plant, equipment and infrastructure assets (e.g., roads, bridges, sidewalks, and similar items) are reported in the applicable governmental or business-type activities columns in the government-wide financial statements. Capital assets are defined by the City as assets with an initial, individual cost of more than \$1,000 and an estimated useful life of more than five years. Such assets are recorded at historical cost. Additions, improvements, and other capital outlays that significantly extend the useful life of an asset are capitalized. Other costs incurred for repairs and maintenance are expensed as incurred.

The costs of normal maintenance and repairs that do not add to the value of the asset or materially extend asset lives are not capitalized.

Major outlays for capital assets and improvements are capitalized as projects are constructed. Interest incurred during the construction phase of capital assets of business-type activities, if any, is included as part of the capitalized value of the asset constructed.

Depreciation on all assets is provided on the straight-line basis over the following estimated useful lives:

Buildings	20 to 30 years
Improvements other than buildings	10 to 20 years
Infrastructure improvements	20 years
Water distribution and wastewater systems	50 years
Equipment and vehicles	5 to 10 years



**NOTE 1: SUMMARY OF SIGNIFICANT ACCOUNTING POLICIES (Continued)**

**D. Assets, Liabilities and Equity (continued)**

**8. Unearned Revenues**

Unearned revenues include amounts collected before the revenue recognition criteria are met. The unearned items consist of a retainer for a preliminary development plan and developer prepaid deposits.

**9. Deferred Inflows of Resources**

Unavailable revenues in governmental funds and resources received before time requirements were met are deferred inflows of resources. As of September 30, 2019, there were no amounts reported as deferred inflows in the governmental funds. As of September 30, 2019, there was \$12,721 reported as deferred inflows for business tax receipts in the proprietary funds.

**10. Compensated Absences**

It is the City's policy to permit employees to accumulate earned but unused vacation. These are accounted for using the termination payment method. All vacation amounts are accrued in the government-wide and proprietary financial statements. A liability for these amounts is reported in governmental funds only if they have matured, for example as a result of employee resignations and retirements.

**11. Long-term Obligations**

In the government-wide financial statements and in the proprietary fund types in the fund financial statements, long-term debt and other long-term obligations are reported as liabilities in the applicable governmental activities, business-type activities, or proprietary fund type Statement of Net Position. Bond premium and discounts, as well as issuance costs, are deferred and amortized over the life of the bonds using the straight-line method. Bonds payable are recorded net of the applicable bond premium or discount. Bond issuance costs are expensed as incurred.

In the fund financial statements, governmental fund types recognize bond premium and discounts, as well as debt issuance costs, in the current period. The face amount of debt issued is reported as other financing sources. Premiums received on debt issuances are reported as other financing sources while discounts on debt issuances are reported as other financing uses. Issuance costs, whether or not withheld from the actual debt proceeds received, are reported as debt service expenditures.

**NOTE 1: SUMMARY OF SIGNIFICANT ACCOUNTING POLICIES (Continued)**

**D. Assets, Liabilities and Equity (continued)**

**12. Fund Equity**

Governmental funds report nonspendable fund balance for amounts that cannot be spent because they are either (a) not in spendable form or (b) legally or contractually required to be maintained intact. Restricted fund balance is reported when externally imposed constraints are placed on the use of resources by grantors, contributors, or laws or regulations of other governments. Committed fund balance is reported for amounts that can only be used for specific purposes pursuant to constraints imposed by formal action of the City Council (the government's highest level of decision-making authority). A formal resolution of the City Council is required to establish, modify, or rescind a fund balance commitment. The City reports assigned fund balance for amounts that are constrained by the government's intent to be used for specific purposes, but are neither restricted nor committed. The City Council has delegated the authority to assign fund balance to the City Manager or his/her designee. Unassigned fund balance is the residual classification for the General Fund.

When the government incurs an expenditure for purposes for which various fund balance classifications can be used, it is the government's policy to use restricted fund balance first, then committed fund balance, assigned fund balance, and finally unassigned fund balance.

At September 30, 2019, the Infrastructure fund and the Community Development fund had a deficit fund balance of \$955,020 and \$686,797, respectively. The City intends to reverse the fund deficit in the Infrastructure fund in fiscal year 2020 through expected increased grant revenue and decreased spending. Rate increases are expected to reverse the Community Development fund deficit in fiscal year 2020.

**13. Use of Estimates**

The preparation of financial statements in conformity with accounting principles generally accepted in the United States of America requires management to make estimates and assumptions that affect the amounts reported in the financial statements and accompanying notes. Actual results may differ from those estimates. The City utilizes various investment instruments, which are exposed to various risks, such as interest rate, credit and overall market volatility. Due to the level of risk associated with certain investment securities, it is reasonably possible that changes in the values of investment securities will occur in the near term and that such changes could materially affect the amounts reported in the financial statements.

**NOTE 1: SUMMARY OF SIGNIFICANT ACCOUNTING POLICIES (Continued)**

**D. Assets, Liabilities and Equity (continued)**

**14. Subsequent Event**

Subsequent events have been evaluated through February 6, 2020, which is the date the financial statements were available to be issued.

**NOTE 2: RECONCILIATION OF GOVERNMENT-WIDE AND FUND FINANCIAL STATEMENTS**

**A. Explanation of certain differences between the governmental fund balance sheet and the government-wide statement of net position**

The governmental fund balance sheet includes a reconciliation between *fund balance - total governmental funds* and *net position - governmental activities* as reported in the government-wide statement of net position. One element of that reconciliation explains that "Certain liabilities are not due and payable in the current period, and therefore are not reported in the funds." The details of this \$(2,528,027) difference are as follows:

Capital improvement bond	\$ (2,411,978)
Equipment loan	(11,542)
Compensated absences	(104,507)
<hr/>	
Net adjustment to reduce <i>fund balance - total governmental funds</i> to arrive at <i>net position - governmental activities</i>	\$ (2,528,027)
<hr/>	

**B. Explanation of certain differences between the governmental fund statement of revenues, expenditures and changes in fund balances and the government-wide statement of activities**

The governmental fund statement of revenues, expenditures and changes in fund balances includes a reconciliation between *net changes in fund balances - total governmental funds* and *changes in net position of governmental activities* as reported in the government-wide statement of activities. One element of that reconciliation explains, "Governmental funds report capital outlays as expenditures. However, in the statement of activities, the cost of those assets is allocated over their estimated useful lives as depreciation expense." The details of this \$527,175 difference are as follows:

Capital outlay	\$ 1,541,165
Depreciation expense	(1,013,990)
<hr/>	
Net adjustment to increase <i>fund balances - total governmental funds</i> to arrive at <i>net position of governmental activities</i>	\$ 527,175
<hr/>	

**NOTE 3: BUDGETARY INFORMATION**

The City follows the procedures set forth below in establishing the budgetary data reflected in the financial statements:

1. The City Manager submits to the City Council a proposed operating budget for the fiscal year commencing on October 1. The operating budget includes the proposed expenditures and the means of financing them.
2. Public hearings are conducted to obtain taxpayer comments.
3. Prior to the first day of the following fiscal year, the budget is legally enacted through passage of an ordinance.

The City Council is authorized to amend the budget to utilize excess funds, to increase appropriations, to transfer funds, or for other purposes, as necessary. The final adoption of the City budget complies with the "Truth in Millage" Statute of Florida that mandates two public hearings prior to the adoption of the ad valorem tax millage rate and budget. Prior to October 1 of each year, the public hearings are held, and the Council adopts the final budget and establishes the ad valorem tax millage rate.

The budget may be formally amended by the City Council at any time during the fiscal year. Budgets for the government funds are prepared in accordance with generally accepted accounting principles, using the modified accrual basis of accounting. Within the financial statements, budget amounts are presented in accordance with the City's policy and the accrual amounts are presented in accordance with generally accepted accounting principles. There were no differences between both bases of presentation during the fiscal year ended September 30, 2019. Appropriations, except open project appropriations, lapse at the end of each fiscal year.

The appropriated budget is prepared by fund, function, and department. Shifts in appropriations within fund totals may be done on the authority of the City Manager. Transfers of appropriations between funds require approval of the City Council. The legal level of budgetary control (i.e., the level at which expenditures may not legally exceed appropriations made by the City Council) is the fund level. Budget adjustments made during the year ended September 30, 2019 were approved by the City Council.

**NOTE 4: DETAILED NOTES ON ALL FUNDS**

**A. Deposits and investments**

At September 30, 2019, the carrying amount of the City's deposits with banks was \$1,909,865 and the bank balance was \$2,000,671. In addition, the City holds \$850 of petty cash.

All the deposits were covered by the Federal Depository Insurance Corporation (FDIC). Monies invested in amounts greater than the insurance coverage are secured by the qualified public depositories pledging securities with the State Treasurer in such amounts required by the Florida

**NOTE 4: DETAILED NOTES ON ALL FUNDS (Continued)**

**A. Deposits and investments (continued)**

Security for Public Depositories Act. In the event of a default or insolvency of a qualified public depositor, the State Treasurer will implement procedures for payment of losses according to the validated claims of the City pursuant to Section 280.08, Florida Statutes.

Restricted cash in the Governmental Funds at September 30, 2019 consists of \$97 in the infrastructure fund, which must be used only for expenditures and costs associated with the construction, reconstruction, or improvement of public domain (“infrastructure”) projects, or for the purchase of certain vehicles and equipment with at least a five year life expectancy. Restricted cash also includes \$43,689 in unspent community redevelopment agency trust funds. Under Florida law, these funds may be used only for the rehabilitation of slum or blighted areas within the City. Restricted cash includes \$155,559 in unspent local option gas tax funds. Under Florida law, these funds may be used only for the purchase, construction, maintenance and operation of transportation facilities and road and street right- of-ways. The Senior and Little League Lighting Revenue Fund and several non-major special revenue funds had negative equity in pooled restricted cash of \$250,000 and \$20,276, respectively. The balances of restricted cash in the governmental funds are housed within various special revenue funds and are restricted to the specific purpose of that fund.

Restricted cash in the Enterprise Funds at September 30, 2019 consists of unspent water and wastewater system impact fees and interest earned on these funds of \$275,849. Under City adopted resolutions, these funds may be used only for extensions, enlargements, or additions to the capital assets of the water and wastewater systems. Restricted cash also consists of bond sinking fund reserve for the water system in the amount of \$441,247.

*Custodial Credit Risk.* The City’s investment policy pursuant to Florida State Statutes 218.415(18), requires securities, with the exception of certificates of deposit, to be held with a third party custodian; and all securities purchased by, and all collateral obtained by the City should be properly designated as an asset of the City. The securities must be held in an account separate and apart from the assets of the financial institution. A third party custodian is defined as any bank depository chartered by the Federal Government, the State of Florida, or any other state or territory of the United States which has a branch or principal place of business in the State of Florida as defined in Section 658.12, Florida Statutes, or by a national association organized and existing under the laws of the United States which is authorized to accept and execute trusts and which is doing business in the State of Florida. Certificates of deposit maintained by book-entry at the issuing bank shall clearly identify the City as the owner.

As of September 30, 2019, the City did not have any securities that were required to be held with a third party custodian.

*Concentration of Credit Risk.* Concentration of credit risk is the risk of loss attributed to the magnitude of the City’s investment in a single issuer. State law limits allowable investments but does not limit concentration of credit risk as identified in the list of authorized

**City of Fellsmere, Florida**  
**Notes to Financial Statements**

**NOTE 4: DETAILED NOTES ON ALL FUNDS (Continued)**

**A. Deposits and investments (continued)**

investments in the summary of significant accounting policies. In lieu of adopting its own investment policy, the City invests surplus funds pursuant to the guidelines in Florida Statute 218.415, subsection 17. The City did not have any investments at September 30, 2019.

**B. Interfund receivables and payables and transfers**

The composition of interfund balances as of September 30, 2019, was as follows:

	Due from Other Funds	Due to Other Funds
General fund	\$ 400,000	\$ -
Infrastructure fund	-	1,064,000
Water & Wastewater fund	1,319,000	-
Community development fund	-	655,000
<b>Total</b>	<b>\$ 1,719,000</b>	<b>\$ 1,719,000</b>

The Community Development fund required funding from the General fund, and the Infrastructure fund required funding from the Water Department fund to support operations.

For the year ended September 30, 2019, interfund transfers consisted of the following:

Transfers Out	Transfers In						Totals
	General fund	Infra-structure fund	Community redevelopment agency	Senior and Minor League Lighting Revenue fund	Nonmajor governmental funds	Community development fund	
General fund	\$ -	\$ -	\$ 16,084	\$ -	\$ -	\$ 89,234	\$ 105,318
Infrastructure fund	-	-	-	49,876	532,249	-	582,125
Nonmajor governmental funds	96,162	13,175	-	-	-	-	109,337
Water & Wastewater fund	266,568	-	-	-	-	32,028	298,596
Community development fund	52,500	-	-	-	-	-	52,500
Stormwater system - nonmajor proprietary fund	42,756	-	-	-	-	23,544	66,300
<b>Totals</b>	<b>\$ 457,986</b>	<b>\$ 13,175</b>	<b>\$ 16,084</b>	<b>\$ 49,876</b>	<b>\$ 532,249</b>	<b>\$ 144,806</b>	<b>\$ 1,214,176</b>

Transfers are used to: (1) move revenues from the fund that is required to collect them to the fund that is required or allowed to expend them; (2) move receipts restricted to or allowed for debt service from the funds collecting the receipts to the debt service fund as debt service payments become due; and (3) use unrestricted revenues collected in the General Fund to finance various programs accounted for in other funds in accordance with budgetary authorizations.

**City of Fellsmere, Florida**  
**Notes to Financial Statements**

**NOTE 4: DETAILED NOTES ON ALL FUNDS (Continued)**

**C. Capital assets**

Capital asset activity for the primary government for the year ended September 30, 2019 was as follows:

	Beginning Balance	Increases	Decreases	Ending Balance
<b>Governmental activities:</b>				
Capital assets, not being depreciated:				
Land	\$ 6,954,851	\$ 29,543	\$ -	\$ 6,984,394
Construction in progress	1,731,672	231,343	(1,313,744)	649,271
<b>Total capital assets, not being depreciated</b>	<b>8,686,523</b>	<b>260,886</b>	<b>(1,313,744)</b>	<b>7,633,665</b>
Capital assets, being depreciated:				
Buildings	5,803,755	329,048	(218,516)	5,914,287
Improvements other than buildings	3,387,581	141,020	-	3,528,601
Machinery and equipment	1,583,702	410,157	(43,003)	1,950,856
Infrastructure	11,936,997	1,713,798	-	13,650,795
<b>Total capital assets, being depreciated</b>	<b>22,712,035</b>	<b>2,594,023</b>	<b>(261,519)</b>	<b>25,044,539</b>
Less accumulated depreciation for:				
Buildings	(2,769,834)	(274,609)	218,516	(2,825,927)
Improvements other than buildings	(2,740,936)	(8,659)	-	(2,749,595)
Machinery and equipment	(1,303,337)	(133,769)	43,003	(1,394,103)
Infrastructure	(4,777,452)	(596,953)	-	(5,374,405)
<b>Total accumulated depreciation</b>	<b>(11,591,559)</b>	<b>(1,013,990)</b>	<b>261,519</b>	<b>(12,344,030)</b>
<b>Total capital assets, being depreciated, net</b>	<b>11,120,476</b>	<b>1,580,033</b>	<b>-</b>	<b>12,700,509</b>
<b>Governmental activities capital assets, net</b>	<b>\$ 19,806,999</b>	<b>\$ 1,840,919</b>	<b>\$ (1,313,744)</b>	<b>\$ 20,334,174</b>

**City of Fellsmere, Florida**  
**Notes to Financial Statements**

**NOTE 4: DETAILED NOTES ON ALL FUNDS (Continued)**

**C. Capital assets (continued)**

	Ending Balance	Increases	Decreases	Ending Balance
<b>Business-type activities:</b>				
Capital assets, not being depreciated:				
Land	\$ 345,281	\$ 29,557	\$ -	\$ 374,838
Construction in progress	325,591	-	(325,591)	-
<b>Total capital assets, not being depreciated</b>	<b>670,872</b>	<b>29,557</b>	<b>(325,591)</b>	<b>374,838</b>
Capital assets, being depreciated:				
Water plant	2,878,551	19,521	(9,500)	2,888,572
Water lines	3,654,923	399,344	-	4,054,267
Water tank	411,683	-	(2,870)	408,813
Vehicle and equipment	72,222	-	-	72,222
Equipment	26,372	1,316	(3,198)	24,490
Wastewater lines	2,198,297	16,927	-	2,215,224
Stormwater equipment	68,026	-	-	68,026
<b>Total capital assets, being depreciated</b>	<b>9,310,074</b>	<b>437,108</b>	<b>(15,568)</b>	<b>9,731,614</b>
Less accumulated depreciation for:				
Water plant	(656,582)	(60,068)	9,500	(707,150)
Water lines	(1,410,012)	(116,699)	-	(1,526,711)
Water tank	(192,880)	(7,242)	2,870	(197,252)
Vehicle and equipment	(72,222)	-	-	(72,222)
Equipment	(26,372)	(88)	3,198	(23,262)
Wastewater lines	(575,358)	(62,532)	-	(637,890)
Stormwater equipment	(384)	(4,605)	-	(4,989)
<b>Total accumulated depreciation</b>	<b>(2,933,810)</b>	<b>(251,234)</b>	<b>15,568</b>	<b>(3,169,476)</b>
<b>Total capital assets, being depreciated, net</b>	<b>6,376,264</b>	<b>185,874</b>	<b>-</b>	<b>6,562,138</b>
<b>Business-type activities capital assets, net</b>	<b>\$ 7,047,136</b>	<b>\$ 215,431</b>	<b>\$ (325,591)</b>	<b>\$ 6,936,976</b>



**NOTE 4: DETAILED NOTES ON ALL FUNDS (Continued)**

**C. Capital assets (continued)**

Depreciation expense was charged to functions/programs of the primary government as follows:

Governmental activities:	
General government	\$ 244,779
Public safety	64,645
Transportation	607,567
Culture and recreation	96,999
<u>Total depreciation expense - governmental activities</u>	<u>\$ 1,013,990</u>
Business-type activities:	
Water & Wastewater	\$ 246,541
Community development	88
Stormwater	4,605
<u>Total depreciation expense - business-type activities</u>	<u>\$ 251,234</u>

**D. Accounts payable and accrued liabilities**

Payables are comprised of the following at year-end:

	Governmental Activities	Business-type Activities
Accounts payable	\$ 83,942	\$ 23,735
Accrued liabilities	58,844	10,545
<u>Total payables</u>	<u>\$ 142,786</u>	<u>\$ 34,280</u>

**E. Construction Commitments**

The City has commitments outstanding at September 30, 2019 related to the South Regional Lake Project. A total of \$160,150 has been spent to date and, \$787,000 remain committed for additional spending. This project is funded with grant monies and City matching.

**NOTE 4: DETAILED NOTES ON ALL FUNDS (Continued)**

**F. Long-term liabilities**

Long-term liability activity for the year ended September 30, 2019, was as follows:

	Beginning Balance	Additions	Reductions	Ending Balance	Due Within One Year
<b>Governmental activities:</b>					
Capital improvement bond	\$ 2,495,531	\$ -	\$ (83,553)	\$ 2,411,978	\$ 73,411
Equipment loan	28,389	-	(16,847)	11,542	11,542
Compensated absences	104,774	75,138	(75,405)	104,507	31,352
Total governmental activities	\$ 2,628,694	\$ 75,138	\$ (175,805)	\$ 2,528,027	\$ 116,305

	Beginning Balance	Additions	Reductions	Ending Balance	Due Within One Year
<b>Business-type activities:</b>					
Revenue bond	\$ 1,073,000	\$ -	\$ (52,000)	\$ 1,021,000	\$ 54,000
Construction loans	256,603	-	(17,540)	239,063	18,010
Compensated absences	15,471	1,849	(8,039)	9,281	2,784
Total business-type activities	\$ 1,345,074	\$ 1,849	\$ (77,579)	\$ 1,269,344	\$ 74,794

**Capital Improvement Bond - Direct Borrowing**

In December 2008, the City authorized a \$3,000,000, 30-year capital improvement revenue bond, Series 2008, to fund the renovation of the Historic Fellsmere School Building. The bond was purchased by a local financial institution, at a stated interest rate of 4.5%. The bonds provide for a pledge of receipts from the one-cent infrastructure sales surtax and upon the expiration of the sales surtax, the bond will be further secured by proceeds of the City's half-cent sales tax. Repayment of the bonds began in October 2010 with monthly installments of \$15,632 through January 2039. The bond agreement contains a provision that in an event of default, outstanding amounts become immediately due if the City is unable to make payment. At September 30, 2019 the balance of the loan was \$2,411,978.

**Equipment Loan - Direct Borrowing**

In 2017, the City entered into a unsecured loan with the bank for the purchase of two police vehicles. The loan will be repaid with 36 monthly payments of \$1,461, until May of 2020. Interest is charged at 3.25%, and at September 30, 2019 the balance of the loan was \$11,542.

**Construction Loans – Direct Borrowing**

In 2010, the City entered into two loans with the Florida Department of Environmental Protection. Disbursements for the loan were considered federal funds under a grant from the Environmental Protection Agency, Capitalization Grants for the State Revolving Fund. The construction project to expand the water treatment plant was finished in 2012. Operational

**NOTE 4: DETAILED NOTES ON ALL FUNDS (Continued)**

**F. Long-term liabilities (continued)**

revenues from the Water & Wastewater utility, net of payments on the Revenue Bond, are pledged as security for repayment of these loans. The current pledged revenues were \$1,175,115. The current principal and interest was \$24,271 or 2% of pledged revenues. Both loans are to be repaid with 40 semi-annual payments of \$7,288 for loan #1 and \$4,837 for loan #2 in March and September ending in March and September 2031, respectively. Interest is charged at 2.71% and 2.61%, respectively. The loan agreement includes certain covenants with which the City was in compliance at September 30, 2019. In the event of default, outstanding amounts become immediately due if the City is unable to make payment and the City could be subject to a 6% interest penalty on amounts due, among other costs. At September 30, 2019 the balances of loan #1 and #2 were \$143,198 and \$95,865, respectively.

**Revenue Bond Payable**

The City issued a Water Revenue Bond, Series 1993, with an interest rate of 4.5% in April 1994 in the amount of \$1.8 million in order to finance the construction of a public water system. Construction was completed and the system was brought on-line in March 1995. The bondholder is the United States Department of Agriculture-Rural Economic and Community Development.

The bond constitutes a special obligation of the City secured by a lien on and pledge of the gross revenues of the water system. Additionally, the bond is serviced by a deficiency pledge of the City's half-cent sales tax revenue to the extent needed each month to provide for any deficiency in water revenues. The bond is repaid with monthly payments of approximately \$8,300 through September 2033. In the event of default, outstanding amounts become immediately due if the City is unable to make payment. The City's water revenues and half-cent sales tax revenues amounted to \$1,227,115 and \$423,876, respectively, in 2019.

**Annual debt service requirements to maturity for long-term debt are as follows:**

Year Ended September 30,	Governmental Activities		Business-type Activities	
	Principal	Interest	Principal	Interest
2020	\$ 84,953	\$ 98,683	\$ 72,010	\$ 52,206
2021	84,078	103,505	74,494	49,292
2022	87,940	99,642	77,991	46,275
2023	91,980	95,602	81,502	43,110
2024	95,949	91,634	84,026	39,795
2025 - 2029	551,248	386,664	475,498	144,663
2030 - 2034	690,109	247,803	394,542	42,216
2035 - 2039	737,263	75,620	-	-
<b>Total</b>	<b>\$ 2,423,520</b>	<b>\$ 1,199,153</b>	<b>\$ 1,260,063</b>	<b>\$ 417,557</b>

**NOTE 4: DETAILED NOTES ON ALL FUNDS (Continued)**

**G. Operating Leases (continued)**

The City's copy machine is leased under a five-year, operating lease for \$108 a month which expires on May 18, 2022.

Minimum future rental payments under the non-cancelable operating leases as of September 30, 2019, are as follows:

Years ending September 30,	
2020	\$1,297
2021	1,297
2022	865
<u>Total minimum lease payments</u>	<u>\$3,459</u>

Total rent expense charged to expense in 2019 was \$1,297.

**E. Asset Retirement Obligation**

Asset retirement obligations generally apply to legal obligations associated with the retirement of a tangible long-lived asset that result from the acquisition, construction, or development and the normal operation of a long-lived asset. The City assesses asset retirement obligations on a periodic basis. If a reasonable estimate of fair value can be made, the fair value of a liability for an asset retirement obligation is recognized in the period in which it is incurred or a change in estimate occurs.

The City has an above ground fuel storage tank which is regulated by Florida Administrative Code (FAC) 62-762, and requires certain activities if use of the fuel storage tank is discontinued. The City has determined it cannot reasonably estimate the fair value of the liability for disposal of this item and, accordingly, has not recorded an asset retirement obligation for this matter.

**NOTE 5: RISK MANAGEMENT**

The City is exposed to various risks of loss related to torts; theft of, damage to and destruction of assets; errors and omissions; injuries to employees; and natural disasters.

The City's risk management activities are recorded in the General and Enterprise Funds. The funds administer the health, property and liability, and workers' compensation insurance activities of the City.

Significant losses are covered by insurance through a public entity risk pool for all major programs except employee health care, which is covered by commercial insurance. For insured programs, there have been no significant reductions in insurance coverage. There have been no settlements that exceeded insurance coverage for each of the past three fiscal years.

**NOTE 6: PROPERTY TAXES**

Property taxes are billed and collected within the same fiscal period, and are reflected on the cash basis when received from the tax collector. Since virtually all taxes levied will be collected through the tax collection process, remittances in October and November for prior year taxes are insignificant. Under Florida law, the assessment of all properties and the collection of all county, municipal and school board property taxes are consolidated in the offices of the County Property Appraiser and County Tax Collector. The laws of the State that regulate tax assessments are designed to assure a consistent property valuation method. State statutes permit municipalities to levy property taxes at a rate of up to 10 mills. For the year ended September 30, 2019, the millage rate assessed by the City was 5.3662 mills.

The tax levy of the City is established by the City Council prior to October 1 of each year. The Indian River County Property Appraiser incorporates the City's millage into the total tax levy.

All property is reassessed according to its fair market value at January 1 of each year. Each assessment roll is submitted to the Executive Director of the State Department of Revenue for review to determine if the rolls meet all of the appropriate requirements of State statutes.

All taxes are due and payable on November 1 (levy date) of each year or as soon thereafter as the assessment roll is certified and delivered to the county Tax Collector. All unpaid taxes become delinquent on April 15 following the year in which they are assessed. Discounts are allowed for early payment at the rate of 4% in the month of November, 3% in the month of December, 2% in the month of January, and 1% in the month of February. Taxes paid in March, and thereafter, are without a discount.

On or prior to June 1 of each fiscal year, tax certificates are sold for all delinquent taxes on real property. After sale, tax certificates bear interest at 18% per year or at any lower rate bid by the buyer. Application for a tax deed on any unredeemed tax certificates may be made by the certificate holder after a period of two years. Unsold tax certificates are held by the County.

**NOTE 7: CONTINGENT LIABILITIES**

The City participates in various federal and state grant programs from year-to-year, which are governed by various rules and regulations of the grantor agencies. Therefore, to the extent that the City has not complied with the rules and regulations governing the grants, refunds of any funding may be required. In the opinion of the City's management, there are no significant contingent liabilities relating to compliance with the rules and regulations governing the respective grants. Therefore, no provision has been recorded in the financial statements for such contingencies.

**NOTE 8: BENEFIT PLANS**

***Governmental Money Purchase Plan and Trust***

Beginning October 1, 2008, the City established a governmental money purchase defined contribution plan created in accordance with Internal Revenue Code Section 401(a). The plan is administered by an independent plan administrator through an administrative service agreement.

Participation in the plan is limited to charter officers and department heads (participants) whereby the employees defer a portion of their salary in the form of plan contributions. In addition to employee contributions, the City has agreed to contribute 13% of employee salaries and wages for employees who contributed 4% in 2019. Although the charter officers and department heads may participate in both the deferred compensation plan (see Note 10) and the governmental money purchase plan and trust, the City will contribute to only one plan on their behalf. Total City contributions to the plan amounted to \$51,260 for the fiscal year ended September 30, 2019. The money purchase plan is not available to employees until termination, retirement, death, or financial hardship.

All amounts of compensation deferred under the plan, all property and rights purchased with those amounts, and all income attributable to those amounts, property, or rights are solely the property and rights of the City employees and their beneficiaries and are not accessible by the City or its creditors. Neither the City nor the independent plan administrator have any liability for losses under the plan agreement, but they do have the duty of due care that would be required of any ordinary prudent investor.

***Retirement Health Savings Plan***

Beginning October 1, 2006 the City established a health reimbursement account and a retirement health savings plan for the benefit of the employees. Both accounts are administered by an independent plan administrator through administrative service agreements. The City credits a flat dollar amount to the health reimbursement account which will vary pursuant to the annual budget appropriation. That amount is then used to pay eligible health claims. For the year ended September 30, 2019, the City credited \$3,000 to each employee's account, and an additional \$3,000 to those employees with dependent coverage for a total of \$6,000, which amounted to \$147,000. All full-time employees participate in the plan.

In July of each year, a percentage (as determined by the City Management) of the employee's remaining balance in the health reimbursement account is swept from that account into the retirement health savings plan. The percentage swept this year was 20% of the remaining July balance. For the year ended September 30, 2019, the employees' remaining balance in the health reimbursement account amounted to \$179,666.

The retirement health savings account is administered by an independent plan administrator who also manages the associated funds. All amounts deposited into the fund, all property and rights purchased with those amounts, and all income attributable to those accounts are solely the property and rights of the City employees and their beneficiaries, and are not accessible by the

**NOTE 8: BENEFIT PLANS (Continued)**

***Retirement Health Savings Plan (continued)***

City or its creditors. Neither the City nor the independent plan administrator have any liability for losses under the plan agreement, but they do have the duty of due care that would be required of any ordinary prudent investor.

**NOTE 9: DEFERRED COMPENSATION PLAN**

Beginning July 1, 1997, the City established a deferred compensation plan created in accordance with Internal Revenue Code Section 457(b). The plan is administered by an independent plan administrator through an administrative service agreement. Participation in the plan is available to all City employees (participants) whereby the employees defer a portion of their salary in the form of plan contributions. In addition to employee contributions, the City has agreed to contribute 13% of employee salaries and wages for employees who contributed 4% in 2019.

Employer and employee contributions to the plan were \$107,744 and \$91,690, respectively in 2019. Deferred compensation is not available to employees until termination, retirement, death, or financial hardship.

All amounts of compensation deferred under the plan, all property and rights purchased with those amounts, and all income attributable to those amounts, property, or rights are solely the property and rights of the City employees and their beneficiaries and are not accessible by the City or its creditors. Neither the City nor the independent plan administrator have any liability for losses under the plan agreement, but they do have the duty of due care that would be required of any ordinary prudent investor.

**NOTE 10: FUND BALANCES - GOVERNMENTAL FUNDS**

In accordance with GASBC 1300, *Fund Accounting*, the City classifies fund balances based primarily on the extent to which it is bound to observe constraints imposed upon the use of the resources reported in governmental funds. Detailed information on fund balances of governmental funds is as follows:

**City of Fellsmere, Florida**  
**Notes to Financial Statements**

**NOTE 10: FUND BALANCES - GOVERNMENTAL FUNDS (Continued)**

	General Fund	Infra-structure	Community Redevelopment Agency	Nonmajor Governmental Funds	Totals
<b>Nonspendable:</b>					
Prepaid items	\$ 47,930	\$ -	\$ -	\$ -	\$ 47,930
<b>Total nonspendable</b>	<b>47,930</b>	<b>-</b>	<b>-</b>	<b>-</b>	<b>47,930</b>
<b>Restricted for:</b>					
Community Redevelopment	-	-	43,684	-	43,684
Capital Projects	-	97	-	323,075	323,172
Brookside Cemetary	47,365	-	-	-	47,365
<b>Total restricted</b>	<b>47,365</b>	<b>97</b>	<b>43,684</b>	<b>323,075</b>	<b>414,221</b>
Unassigned	1,009,600	(955,117)	-	-	54,483
<b>Total fund balances, governmental funds</b>	<b>\$ 1,104,895</b>	<b>\$ (955,020)</b>	<b>\$ 43,684</b>	<b>\$ 323,075</b>	<b>\$ 516,634</b>

**NOTE 11: FUTURE ACCOUNTING PRONOUNCEMENTS**

The Governmental Accounting Standards Board has issued statements that will become effective in future years.

GASB Statement No. 84, Fiduciary Activities ("GASB 84"), seeks to improve guidance regarding the identification of fiduciary activities for accounting and financial reporting purposes and how those activities should be reported. GASB 84 will be effective for the fiscal years beginning after December 15, 2018.

In June 2017, the GASB issued Statement No. 87, Leases. The objective of this Statement is to better meet the information needs of financial statement users by improving accounting and financial reporting for leases by governments. This Statement increases the usefulness of governments' financial statements by requiring recognition of certain lease assets and liabilities for leases that previously were classified as operating leases and recognized as inflows of resources or outflows of resources based on payment provisions of the contract. It establishes a single model for lease accounting based on the foundational principle that leases are financings of the right to use an underlying asset. Under this Statement, a lessee is required to recognize a lease receivable and a deferred inflow of resources, thereby enhancing the relevance and consistency of information about governments' leasing activities. The requirements of this Statement are effective for reporting periods beginning after December 15, 2019.

In June 2018, the GASB issued Statement No. 89, Accounting for Interest Cost Incurred Before the End of a Construction Period. The objectives of this Statement are (1) to enhance the relevance and comparability of information about capital assets and the cost of borrowing for a reporting period and (2) to simplify accounting for interest cost incurred before the end of a construction period.



**NOTE 11: FUTURE ACCOUNTING PRONOUNCEMENTS (Continued)**

This Statement requires that interest cost incurred before the end of a construction period be recognized as an expense in the period in which the cost is incurred for financial statements prepared using the economic resources measurement focus. The requirements of this Statement are effective for reporting periods beginning after December 15, 2019.

The City of Fellsmere is evaluating the requirements of the above statements and the impact on reporting.

THIS PAGE IS INTENTIONALLY LEFT BLANK.

**COMBINING AND INDIVIDUAL FUND FINANCIAL STATEMENTS**

**City of Fellsmere, Florida**  
**Combining Balance Sheet**  
**Nonmajor Governmental Funds**

<i>September 30, 2019</i>	Special Revenue				
	Local Option Gas Tax	CDBG Phase VI	FDOT 195/ CR 512 Interlocal Beautification	FDOT TAP Massachusetts	FOA Transportation Access
<b>ASSETS</b>					
Cash and cash equivalents	\$ -	\$ -	\$ -	\$ -	\$ -
Accounts receivable	-	-	5,400	-	23,251
Due from other governments	28,640	-	-	-	-
Restricted cash and cash equivalents	155,559	-	-	-	-
<b>Total assets</b>	<b>\$ 184,199</b>	<b>\$ -</b>	<b>\$ 5,400</b>	<b>\$ -</b>	<b>\$ 23,251</b>
<b>LIABILITIES</b>					
Negative equity in pooled restricted cash	\$ -	\$ -	\$ 102	\$ -	\$ 20,174
Accounts payable	129	-	-	-	-
Unearned revenues	-	-	-	-	-
<b>Total liabilities</b>	<b>129</b>	<b>-</b>	<b>102</b>	<b>-</b>	<b>20,174</b>
<b>FUND BALANCES</b>					
Restricted	184,070	-	5,298	-	3,077
<b>Total fund balances</b>	<b>184,070</b>	<b>-</b>	<b>5,298</b>	<b>-</b>	<b>3,077</b>
<b>Total liabilities and fund balances</b>	<b>\$ 184,199</b>	<b>\$ -</b>	<b>\$ 5,400</b>	<b>\$ -</b>	<b>\$ 23,251</b>

Special Revenue

CDBG Phase VII	FDEP Railtrail Greenway RTP/ PK Lat'l Willow	HC&J Stormwater Grant Park	FDEP Wetlands Park LWCF
\$ 1,823	\$ -	\$ -	\$ 14,208
-	-	-	-
-	-	-	-
-	-	-	-
<b>\$ 1,823</b>	<b>\$ -</b>	<b>\$ -</b>	<b>\$ 14,208</b>
\$ -	\$ -	\$ -	\$ -
1,823	-	-	14,208
-	-	-	-
<b>1,823</b>	<b>-</b>	<b>-</b>	<b>14,208</b>
-	-	-	-
-	-	-	-
<b>\$ 1,823</b>	<b>\$ -</b>	<b>\$ -</b>	<b>\$ 14,208</b>

**City of Fellsmere, Florida**  
**Combining Balance Sheet**  
**Nonmajor Governmental Funds (continued)**

	Special Revenue							
<i>September 30, 2019</i>	Historic Train Village	City Hall Roof	LWCF HC&J Stormwater Park	Irma Recovery Revenue	NRL Littoral Planting	Special Projects	Total	
<b>ASSETS</b>								
Cash and cash equivalents	\$ 4,082	\$ -	\$ -	\$ -	\$ -	\$ 140,566	\$ 160,679	
Accounts receivable	-	-	-	-	-	-	28,651	
Due from other governments	-	-	-	-	-	-	28,640	
Restricted cash and cash equivalents	-	-	-	-	-	-	155,559	
<b>Total assets</b>	<b>\$ 4,082</b>	<b>\$ -</b>	<b>\$ -</b>	<b>\$ -</b>	<b>\$ -</b>	<b>\$ 140,566</b>	<b>\$ 373,529</b>	
<b>LIABILITIES</b>								
Negative equity in pooled restricted cash	\$ -	\$ -	\$ -	\$ -	\$ -	\$ -	\$ 20,276	
Accounts payable	-	-	-	-	-	-	16,160	
Unearned revenues	-	-	-	-	-	14,018	14,018	
<b>Total liabilities</b>	<b>-</b>	<b>-</b>	<b>-</b>	<b>-</b>	<b>-</b>	<b>14,018</b>	<b>50,454</b>	
<b>FUND BALANCES</b>								
Restricted	4,082	-	-	-	-	126,548	323,075	
<b>Total fund balances</b>	<b>4,082</b>	<b>-</b>	<b>-</b>	<b>-</b>	<b>-</b>	<b>126,548</b>	<b>323,075</b>	
<b>Total liabilities and fund balances</b>	<b>\$ 4,082</b>	<b>\$ -</b>	<b>\$ -</b>	<b>\$ -</b>	<b>\$ -</b>	<b>\$ 140,566</b>	<b>\$ 373,529</b>	

THIS PAGE IS INTENTIONALLY LEFT BLANK.

**City of Fellsmere, Florida**  
**Combining Statement of Revenues, Expenditures and Changes in Fund**  
**Balances - Nonmajor Governmental Funds**

<i>For the year ended September 30, 2019</i>	Special Revenue					
	Local Option Gas Tax	CDBG Phase VI	FDOT 195/ CR 512 Interlocal Beautification	FDOT TAP Massachusetts	FOA Transportation Access	CDBG Phase VII
<b>REVENUES</b>						
Taxes:						
Motor fuel	\$ 160,535	\$ -	\$ -	\$ -	\$ -	\$ -
Intergovernmental	-	-	-	347,675	-	-
Other revenues	-	-	-	-	-	-
<b>Total revenues</b>	<b>160,535</b>	<b>-</b>	<b>-</b>	<b>347,675</b>	<b>-</b>	<b>-</b>
<b>EXPENDITURES</b>						
Current:						
Physical environment	-	-	-	-	-	-
Transportation	48,021	-	-	-	-	-
Capital outlay	29,543	-	-	375,347	-	67,022
<b>Total expenditures</b>	<b>77,564</b>	<b>-</b>	<b>-</b>	<b>375,347</b>	<b>-</b>	<b>67,022</b>
<b>Excess (deficiency) of revenues over (under) expenditures</b>	<b>82,971</b>	<b>-</b>	<b>-</b>	<b>(27,672)</b>	<b>-</b>	<b>(67,022)</b>
<b>OTHER FINANCING SOURCES (USES)</b>						
Transfers in	-	-	-	27,672	-	67,022
Transfers out	(63,070)	(13,175)	-	-	-	-
<b>Total other financing sources (uses)</b>	<b>(63,070)</b>	<b>(13,175)</b>	<b>-</b>	<b>27,672</b>	<b>-</b>	<b>67,022</b>
<b>Net change in fund balances</b>	<b>19,901</b>	<b>(13,175)</b>	<b>-</b>	<b>-</b>	<b>-</b>	<b>-</b>
<b>Fund balances, beginning of year</b>	<b>164,169</b>	<b>13,175</b>	<b>5,298</b>	<b>-</b>	<b>3,077</b>	<b>-</b>
<b>Fund balances, end of year</b>	<b>\$ 184,070</b>	<b>\$ -</b>	<b>\$ 5,298</b>	<b>\$ -</b>	<b>\$ 3,077</b>	<b>\$ -</b>



Special Revenue

CDBG Phase VII	FDEP Railtrail Greenway RTP/ PK Lat'I Willow	HC&J Stormwater Grant Park	FDEP Wetlands Park LWCF'
\$ -	\$ -	\$ -	\$ -
-	-	50,000	-
-	-	888	-
-	-	50,888	-
-	-	888	-
-	-	-	-
<b>67,022</b>	<b>7,230</b>	<b>124,181</b>	<b>160,150</b>
<b>67,022</b>	<b>7,230</b>	<b>125,069</b>	<b>160,150</b>
<b>(67,022)</b>	<b>(7,230)</b>	<b>(74,181)</b>	<b>(160,150)</b>
<b>67,022</b>	<b>7,230</b>	<b>74,181</b>	<b>160,150</b>
-	-	-	-
<b>67,022</b>	<b>7,230</b>	<b>74,181</b>	<b>160,150</b>
-	-	-	-
-	-	-	-
\$ -	\$ -	\$ -	\$ -

**City of Fellsmere, Florida**  
**Combining Statement of Revenues, Expenditures and Changes in Fund**  
**Balances - Nonmajor Governmental Funds (continued)**

Special Revenue							
<i>For the year ended September 30, 2019</i>	Historic Train Village	City Hall Roof	LWCF HC&J Stormwater Park	Irma Recovery Revenue	NRL Littoral Planting	Special Projects	Total
<b>REVENUES</b>							
Taxes:							
Motor fuel	\$ -	\$ -	\$ -	\$ -	\$ -	\$ -	\$ 160,535
Intergovernmental	-	148,263	-	33,092	-	-	579,030
Other revenues	-	-	-	-	-	23,850	24,738
Total revenues	-	148,263	-	33,092	-	23,850	764,303
<b>EXPENDITURES</b>							
Current:							
Physical environment	-	-	-	-	-	6,720	7,608
Transportation	-	-	-	-	-	-	48,021
Capital outlay	-	308,679	33,023	-	2,555	-	1,107,730
Total expenditures	-	308,679	33,023	-	2,555	6,720	1,163,359
Excess (deficiency) of revenues over (under) expenditures	-	(160,416)	(33,023)	33,092	(2,555)	17,130	(399,056)
<b>OTHER FINANCING SOURCES (USES)</b>							
Transfers in	-	160,416	33,023	-	2,555	-	532,249
Transfers out	-	-	-	(33,092)	-	-	(109,337)
Total other financing sources (uses)	-	160,416	33,023	(33,092)	2,555	-	422,912
Net change in fund balances	-	-	-	-	-	17,130	23,856
Fund balances, beginning of year	4,082	-	-	-	-	109,418	299,219
Fund balances, end of year	\$ 4,082	\$ -	\$ -	\$ -	\$ -	\$ 126,548	\$ 323,075



Carr, Riggs & Ingram, LLC  
215 Baytree Drive  
Melbourne, Florida 32940  
(321) 255-0088  
(321) 259-8648 (fax)  
www.cricpa.com

**INDEPENDENT AUDITORS' REPORT ON INTERNAL CONTROL OVER FINANCIAL REPORTING AND ON COMPLIANCE AND OTHER MATTERS BASED ON AN AUDIT OF FINANCIAL STATEMENTS PERFORMED IN ACCORDANCE WITH *GOVERNMENT AUDITING STANDARDS***

The Honorable Mayor and Members of the City Council  
of the City of Fellsmere, Florida

We have audited, in accordance with auditing standards generally accepted in the United States of America and the standards applicable to financial audits contained in *Government Auditing Standards*, issued by the Comptroller General of the United States, the financial statements of the governmental activities, the business-type activities, each major fund, and the aggregate remaining fund information of the City of Fellsmere, Florida, as of and for the year ended September 30, 2019, and the related notes to the financial statements, which collectively comprise the City of Fellsmere, Florida's basic financial statements, and have issued our report thereon dated February 6, 2020.

**Internal Control over Financial Reporting**

In planning and performing our audit of the financial statements, we considered the City of Fellsmere, Florida's internal control over financial reporting (internal control) to determine the audit procedures that are appropriate in the circumstances for the purpose of expressing our opinions on the financial statements, but not for the purpose of expressing an opinion on the effectiveness of the City of Fellsmere, Florida's internal control. Accordingly, we do not express an opinion on the effectiveness of the City of Fellsmere, Florida's internal control.

*A deficiency in internal control* exists when the design or operation of a control does not allow management or employees, in the normal course of performing their assigned functions, to prevent, or detect and correct misstatements on a timely basis. *A material weakness* is a deficiency, or combination of deficiencies, in internal control, such that there is a reasonable possibility that a material misstatement of the entity's financial statements will not be prevented, or detected and corrected on a timely basis. *A significant deficiency* is a deficiency, or a combination of deficiencies, in internal control that is less severe than a material weakness, yet important enough to merit attention by those charged with governance.

Our consideration of internal control was for the limited purpose described in the first paragraph of this section and was not designed to identify all deficiencies in internal control that might be material weaknesses or significant deficiencies. Given these limitations, during our audit we did not identify any deficiencies in internal control that we consider to be material weakness. However, material weakness or significant deficiencies may exist that have not been identified.

## Compliance and Other Matters

As part of obtaining reasonable assurance about whether the City of Fellsmere, Florida's financial statements are free from material misstatement, we performed tests of its compliance with certain provisions of laws, regulations, contracts, and grant agreements, noncompliance with which could have a direct and material effect on the determination of financial statement amounts. However, providing an opinion on compliance with those provisions was not an objective of our audit, and accordingly, we do not express such an opinion. The results of our tests disclosed no instances of noncompliance or other matters that are required to be reported under *Government Auditing Standards*.

## Purpose of this Report

The purpose of this report is solely to describe the scope of our testing of internal control and compliance and the result of that testing, and not to provide an opinion on the effectiveness of the entity's internal control or on compliance. This report is an integral part of an audit performed in accordance with *Government Auditing Standards* in considering the entity's internal control and compliance. Accordingly, this communication is not suitable for any other purpose.

*Carly Riggs & Ingram, L.L.C.*

Melbourne, Florida  
February 6, 2020



Carr, Riggs & Ingram, LLC  
215 Baytree Drive  
Melbourne, Florida 32940  
(321) 255-0088  
(321) 259-8648 (fax)  
www.cricpa.com

**INDEPENDENT AUDITORS’ MANAGEMENT LETTER**

The Honorable Mayor and Members of the City Council  
of the City of Fellsmere, Florida

**Report on the Financial Statements**

We have audited the financial statements of the City of Fellsmere, Florida as of and for the fiscal year ended September 30, 2019, and have issued our report thereon dated February 6, 2020.

**Auditors’ Responsibility**

We conducted our audit in accordance with auditing standards generally accepted in the United States of America; the standards applicable to financial audits contained in *Government Auditing Standards*, issued by the Comptroller General of the United States, and Chapter 10.550, Rules of the Florida Auditor General.

**Other Reporting Requirements**

We have issued our Independent Auditors’ Report on Internal Control over Financial Reporting and on Compliance and Other Matters Based on an Audit of the Financial Statements Performed in Accordance with *Government Auditing Standards* and Independent Accountants’ Report on Compliance with Local Government Investment Policies on an examination conducted in accordance with *AICPA Professional Standards*, AT-C Section 315, regarding compliance requirements in accordance with Chapter 10.550, Rules of the Auditor General. Disclosures in those reports, which are dated February 6, 2020, should be considered in conjunction with this management letter.

**Prior Audit Findings**

Section 10.554(1)(i)1., Rules of the Auditor General, requires that we determine whether or not corrective actions have been taken to address findings and recommendations made in the preceding annual financial audit report. Corrective actions have been taken to address the findings and recommendations made in the preceding annual financial audit as noted below:

Prior Year Internal Control Findings

IC 2017-002 Capital Asset Tracking	Cleared
IC 2017-003 Trial Balance	Cleared
IC 2018-001 Utility Billing Adjustments	Cleared
IC 2018-002 Transfer	Cleared
ML 2018-003 Budget Compliance	Cleared

## **Official Title and Legal Authority**

Section 10.554(1)(i)4., Rules of the Auditor General, requires that the name or official title and legal authority for the primary government and each component unit of the reporting entity be disclosed in this management letter, unless disclosed in the notes to the financial statements. The legal authority of the City of Fellsmere, Florida as well as its blended component unit is disclosed in the notes to the financial statements.

## **Financial Condition and Management**

Section 10.554(1)(i)5.a. and 10.556(7), Rules of the Auditor General, require us to apply appropriate procedures and communicate the results of our determination as to whether or not the City of Fellsmere, Florida has met one or more of the conditions described in Section 218.503(1), Florida Statutes, and to identify the specific condition(s) met. In connection with our audit, we determined that the City of Fellsmere, Florida did not meet any of the conditions described in Section 218.503(1), Florida Statutes.

Pursuant to Sections 10.554(1)(i)5.b. and 10.556(8), Rules of the Auditor General, we applied financial condition assessment procedures for the City of Fellsmere, Florida. It is management's responsibility to monitor the City of Fellsmere, Florida's financial condition, and our financial condition assessment was based in part on representations made by management and the review of financial information provided by same.

Section 10.554(1)(i)2., Rules of the Auditor General, requires that we communicate any recommendations to improve financial management. In connection with our audit, we had the following recommendation:

### **Finding 2019-001 RECONCILIATION OF FUND BALANCES**

**Condition:** The beginning fund balances of three funds was found not to be in agreement with the prior year audited financial statements' ending balances.

**Criteria:** Accounting policies and procedures should be in place to ascertain that all of the City's opening fund balances are in agreement with the prior year audited financial statements.

**Cause:** Several adjustments to the City's financial records from the prior fiscal year audit were not recorded properly which created differences in the beginning fund balances and misstated several revenue and expense balances of the general, infrastructure and a non-major fund.

**Effect:** Although the aggregate differences were immaterial, fund balance has to reconcile for financial statement presentation.

**Recommendation:** We recommend that management review the adjusted balances of all general ledger accounts and compare them to the audited financial statements to ascertain that they are in complete agreement. Any differences should be reconciled and adjusted timely to prevent misstatements from being carried to future periods.

## **Management's Response**

We will ensure that the final audited trial balance is used to adjust the City's trial balance for the fiscal year.

## **Additional Matters**

Section 10.554(1)(i)3., Rules of the Auditor General, requires us to communicate noncompliance with provisions of contracts or grant agreements, or abuse, that have occurred, or are likely to have occurred, that have an effect on the financial statements that is less than material but which warrants the attention of those charged with governance. In connection with our audit, we did not have any such findings.

## **Purpose of this Letter**

Our management letter is intended solely for the information and use of the Legislative Auditing Committee, members of the Florida Senate and the Florida House of Representatives, the Florida Auditor General, Federal and other granting agencies, the members of the City Council, and applicable management, and is not intended to be and should not be used by anyone other than these specified parties.

*Carly Riggs & Ingram, L.L.C.*

Melbourne, Florida  
February 6, 2020

THIS PAGE IS INTENTIONALLY LEFT BLANK.





Carr, Riggs & Ingram, LLC  
215 Baytree Drive  
Melbourne, Florida 32940  
(321) 255-0088  
(321) 259-8648 (fax)  
www.cricpa.com

## **INDEPENDENT ACCOUNTANTS' REPORT ON COMPLIANCE WITH LOCAL GOVERNMENT INVESTMENT POLICIES**

The Honorable Mayor and Members of the City Council  
Of the City of Fellsmere, Florida

We have examined the City of Fellsmere's compliance with the requirements of Section 218.415, Florida Statutes, *Local Government Investment Policies*, during the year ended September 30, 2019. Management of the City of Fellsmere is responsible for the City of Fellsmere's compliance with the specified requirements. Our responsibility is to express an opinion on the City of Fellsmere's compliance with the specified requirements based on our examination.

Our examination was conducted in accordance with attestation standards established by the American Institute of Certified Public Accountants. Those standards require that we plan and perform the examination to obtain reasonable assurance about whether the City of Fellsmere complied, in all material respects, with the specified requirements referenced above. An examination involves performing procedures to obtain evidence about whether the City of Fellsmere complied with the specified requirements. The nature, timing, and extent of the procedures selected depend on our judgment, including an assessment of the risks of material noncompliance, whether due to fraud or error. We believe that the evidence obtained is sufficient and appropriate to provide a reasonable basis for our opinion.

Our examination does not provide a legal determination on the City of Fellsmere's compliance with specified requirements.

In our opinion, the City of Fellsmere complied, in all material respects, with the requirements of Section 218.415, Florida Statutes, *Local Government Investment Policies*, for the year ended September 30, 2019.

This report is intended solely for the information and use of management and the State of Florida Auditor General and is not intended to be and should not be used by anyone other than these specified parties.

*Carr, Riggs & Ingram, L.L.C.*

Melbourne, Florida  
February 6, 2020